

Finance and Insurance in Yankton County, SD



803 East 4th Street
Yankton, South Dakota 57058

Contents

What is Lightcast Data?	1
Report Parameters	2
Workforce Map	3
Executive Summary	4
Supply (Jobs)	5
Demographic Details	7
Demand	8
What skills are they posting for?	9

What is Lightcast Data?

Lightcast data is a hybrid dataset derived from official government sources such as the US Census Bureau, Bureau of Economic Analysis, and Bureau of Labor Statistics. Leveraging the unique strengths of each source, our data modeling team creates an authoritative dataset that captures more than 99% of all workers in the United States. This core offering is then enriched with data from online social profiles, resumés, and job postings to give you a complete view of the workforce.

Lightcast data is frequently cited in major publications such as *The Atlantic*, *Forbes*, *Harvard Business Review*, *The New York Times*, *The Wall Street Journal*, and *USA Today*.



Report Parameters

1 Industry

52 Finance and Insurance

1 County

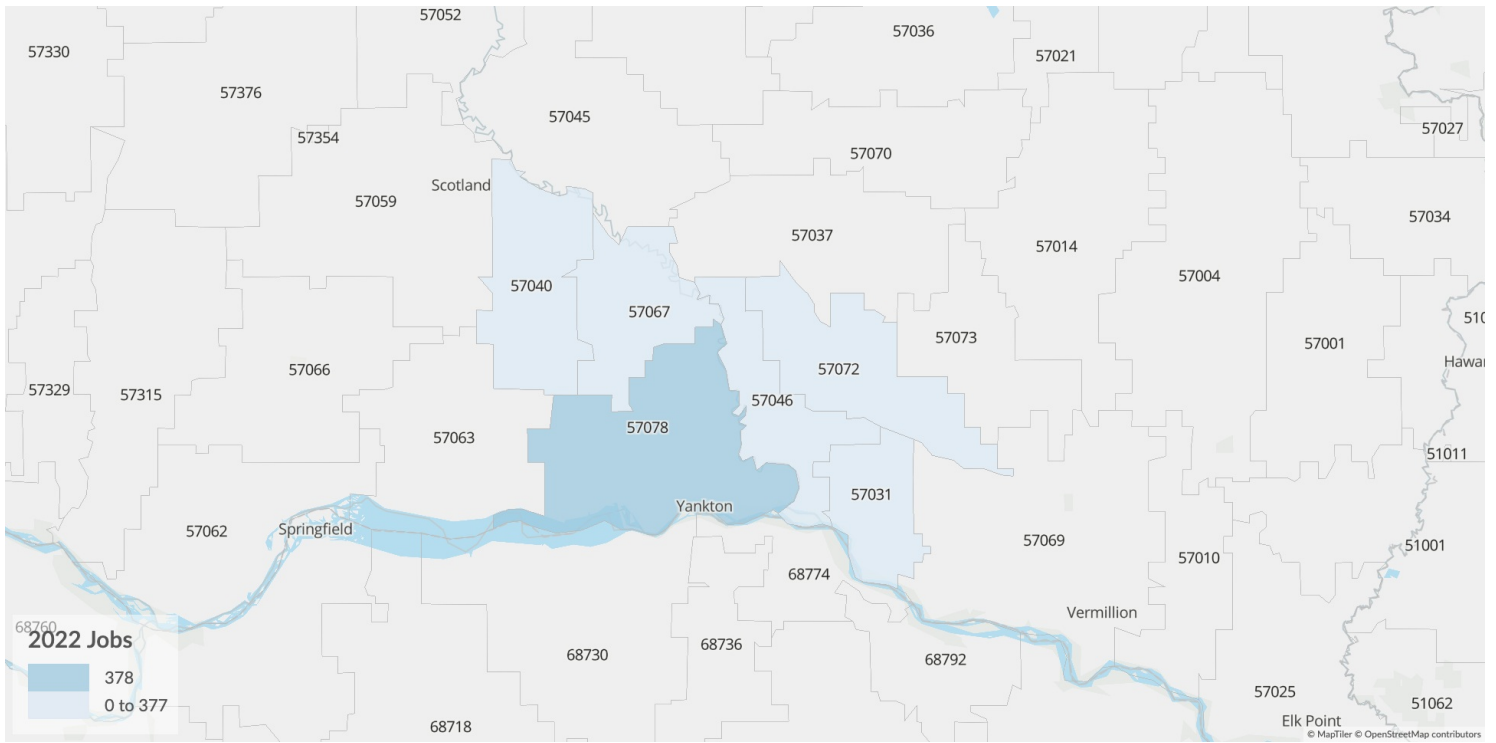
46135 Yankton County, SD

Class of Worker

QCEW Employees and Non-QCEW Employees

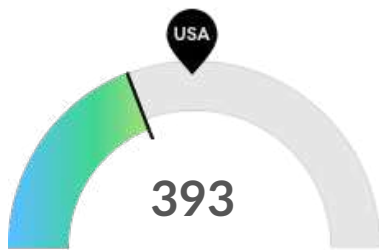
The information in this report pertains to the chosen industry and geographical area.

Workforce Map



Executive Summary

Light Hiring Competition Over a Thin Supply of Regional Talent



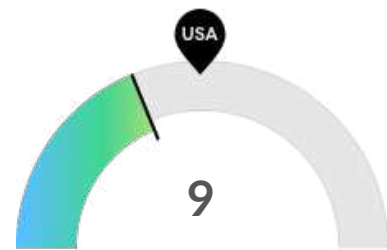
Supply (Jobs)

Yankton County, SD is not a hotspot for this kind of talent. The national average for an area this size is 565* employees, while there are 393 here.



Earnings Per Job

Earnings per job are below the national average. The national average salary for Finance and Insurance in an area this size is \$150,745, while in Yankton County, SD it is \$113,887. Earnings per jobs is the total industry earnings divided by the number of jobs in the industry.



Demand (Job Postings)

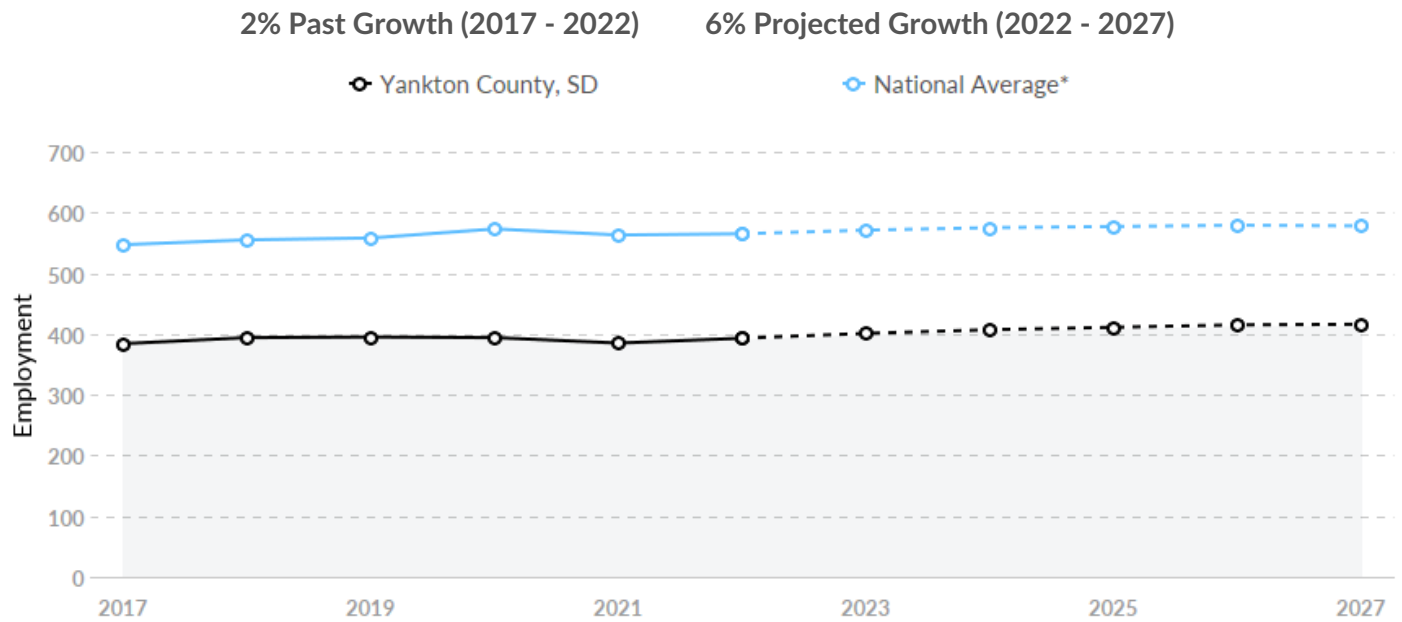
Competition from online job postings is low in Yankton County, SD. The national average for an area this size is 12* job postings/mo, while there are 9 here.

*National average values are derived by taking the national value for Finance and Insurance and scaling it down to account for the difference in overall workforce size between the nation and Yankton County, SD. In other words, the values represent the national average adjusted for region size.

Supply (Jobs)

Supply Is Lower Than the National Average

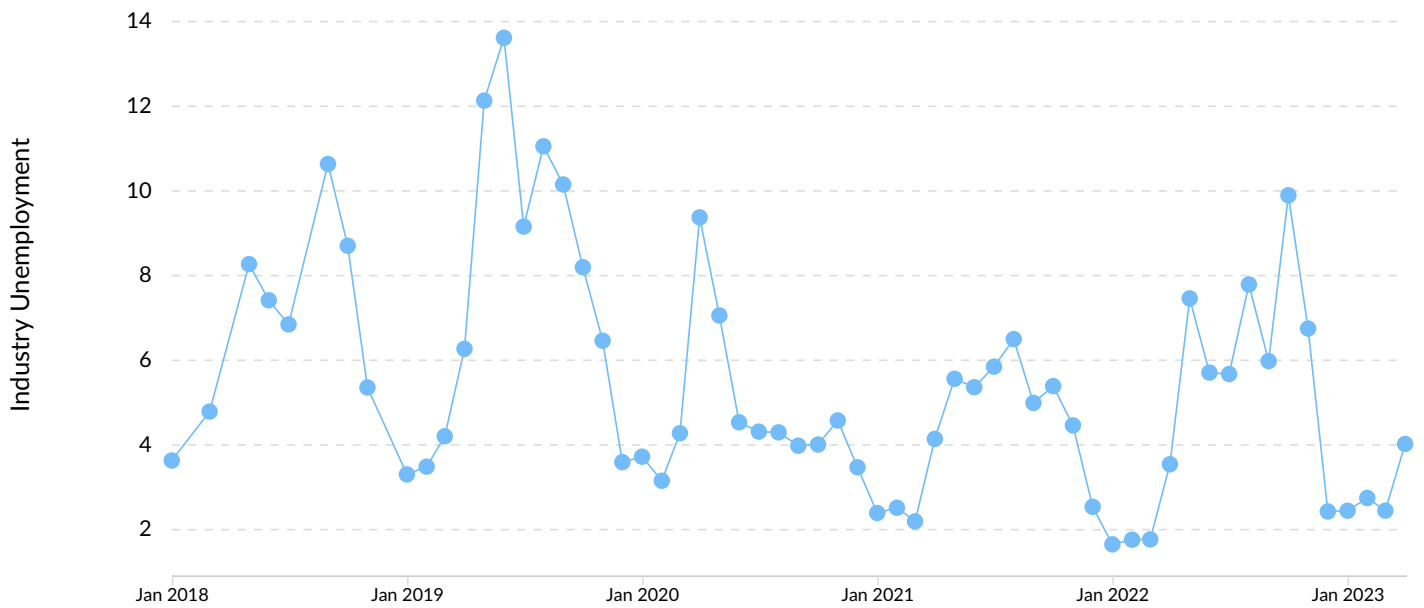
The regional vs. national average employment helps you understand if the supply of Finance and Insurance is a strength or weakness for Yankton County, SD, and how it is changing relative to the nation. An average area of this size would have 565* employees, while there are 393 here. This lower than expected supply may make it more difficult to find candidates. The gap between expected and actual employment is expected to remain roughly the same over the next 5 years.



*National average values are derived by taking the national value for Finance and Insurance and scaling it down to account for the difference in overall workforce size between the nation and Yankton County, SD. In other words, the values represent the national average adjusted for region size.

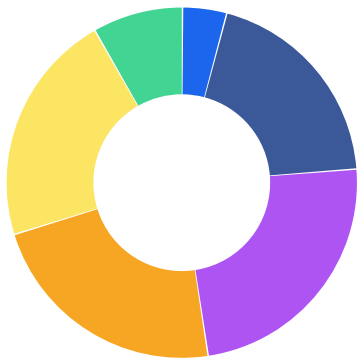
Unemployment Rate Trends

Unemployment shown at the 2-digit sector level.



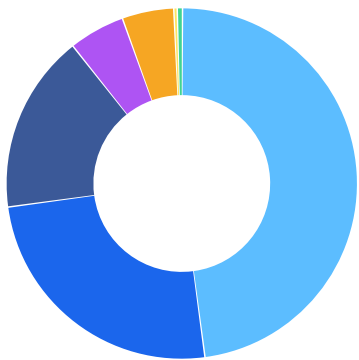
Demographic Details

Industry Age Breakdown



		% of Jobs	Jobs
●	14-18	0.0%	0
●	19-24	4.1%	16
●	25-34	19.6%	77
●	35-44	23.8%	94
●	45-54	22.6%	89
●	55-64	21.5%	85
●	65+	8.3%	33

Most Jobs are Found in the Office and Administrative Support Occupations Industry Sector



Occupation	% of Industry in Occupation (2022)
● Office and Administrative Support Occupations	47.8%
● Business and Financial Operations Occupations	25.0%
● Sales and Related Occupations	16.5%
● Computer and Mathematical Occupations	5.2%
● Management Occupations	4.8%
● Legal Occupations	0.3%
● Other	0.5%

Demand



14 Employers Competing

All employers in the region who posted for this job over the last 12 months.



102 Unique Job Postings

The number of unique postings for this job over the last 12 months.



37 Day Median Duration

Posting duration is 3 days shorter than what's typical in the region.

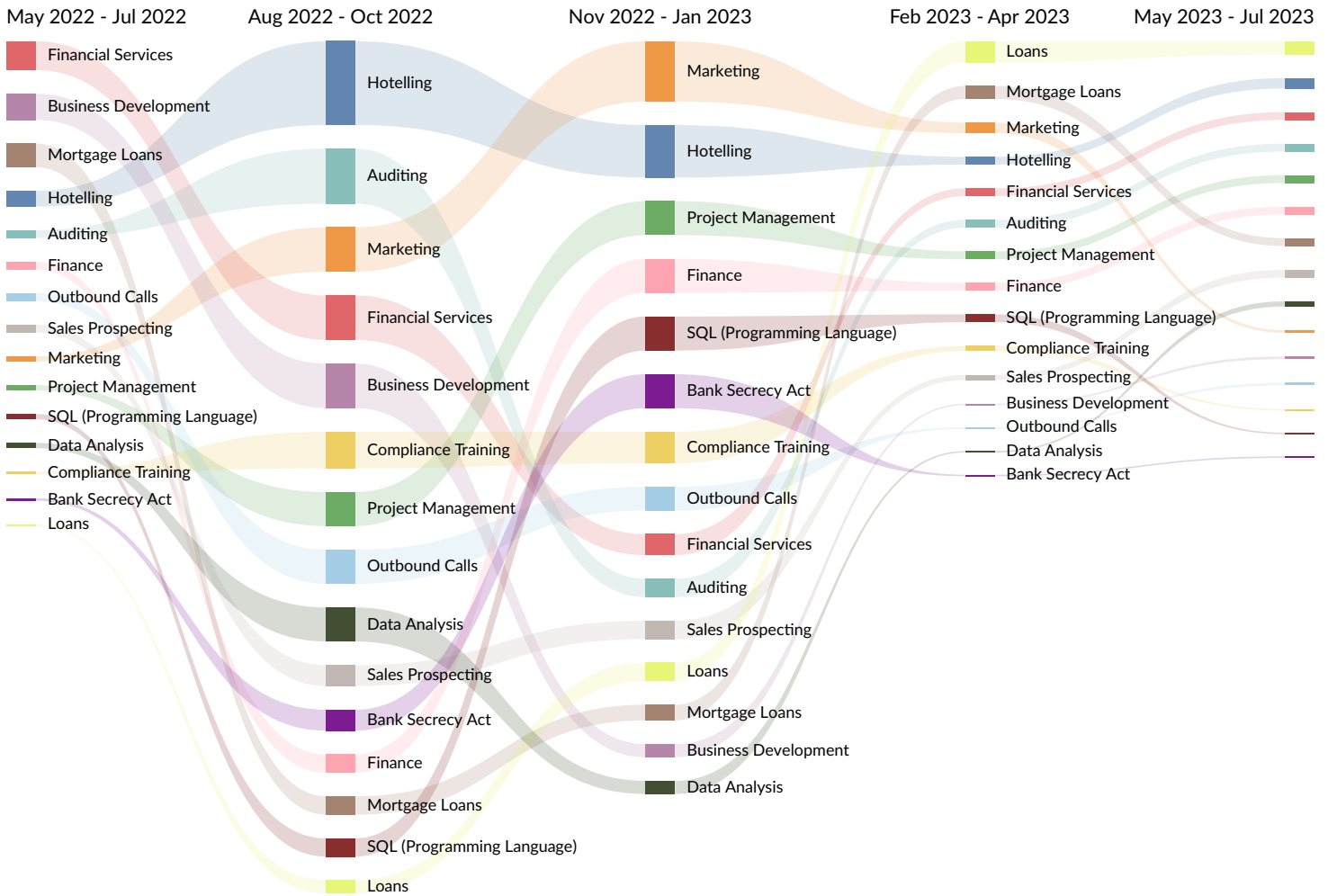
Top Companies	Unique Postings
First National Bank	55
First Dakota National Bank	11
First Interstate Bank	10
Wells Fargo	7
Edward Jones	4

Top Job Titles	Unique Postings
Credit Card Specialists	7
Tellers	7
Bookkeepers	4
Financial Services Representativ...	4
Branch Office Administrators	3

What skills are they posting for?

Top 15 Skills for All Job Types by Quarter

Skills help us understand the direction an industry is headed.



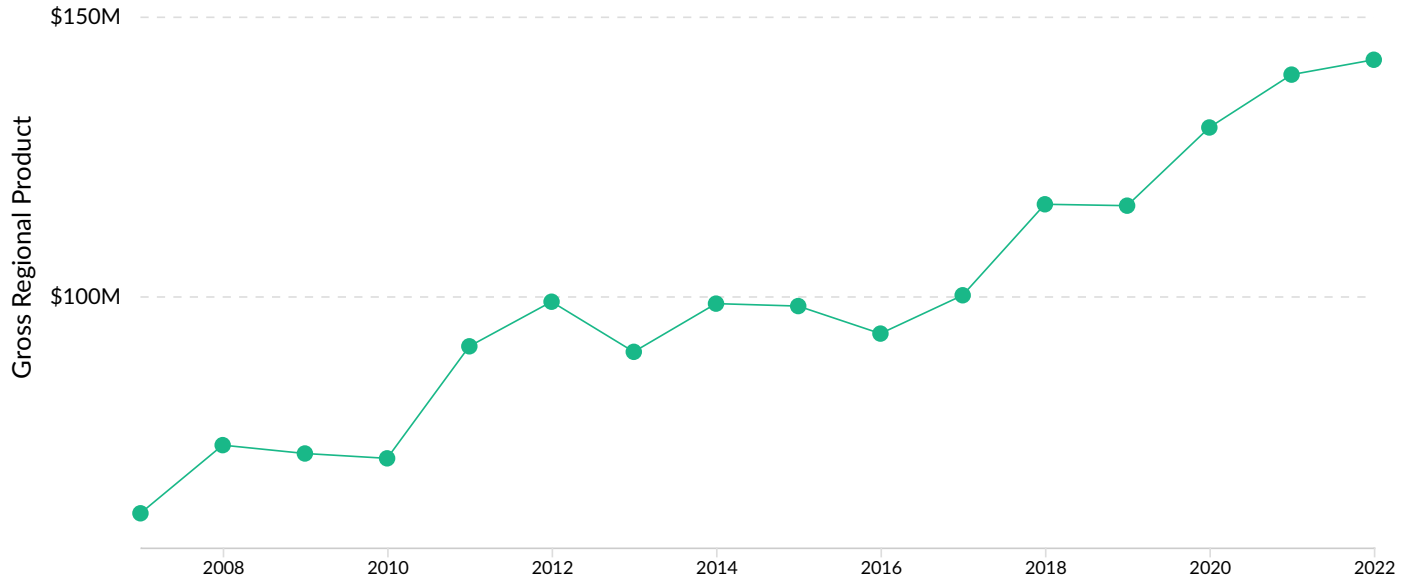
Gross Regional Product (GRP)

\$67.3M
Earnings (2022)

\$73.1M
Property Income
(2022)

\$1.9M
Taxes (2022)

\$142.3M
Total GRP (2022)



Industry Requirements

Purchases from	In-region Purchases	Imported Purchases	Total Purchases
Insurance Agencies and Brokerages	\$14,081,124	\$55,329	\$14,136,453
Portfolio Management and Investment Advice	\$680,409	\$5,573,354	\$6,253,763
Investment Banking and Securities Intermediation	\$3,017,674	\$217	\$3,017,891
Pharmacy Benefit Management and Other Third Party Administration of Insurance and Pension Funds	\$92,548	\$2,162,081	\$2,254,630
Commercial Banking	\$1,705,211	\$73	\$1,705,284