

Finance and Insurance in Yankton County, SD



803 East 4th Street
Yankton, South Dakota 57058

Contents

What is Lightcast Data?

Report Parameters

Workforce Map

Executive Summary

Supply (Jobs)

Demographic Details

Demand

What skills are they posting for?

1

2

3

4

5

7

9

20

What is Lightcast Data?

Lightcast data is a hybrid dataset derived from official government sources such as the US Census Bureau, Bureau of Economic Analysis, and Bureau of Labor Statistics. Leveraging the unique strengths of each source, our data modeling team creates an authoritative dataset that captures more than 99% of all workers in the United States. This core offering is then enriched with data from online social profiles, resumés, and job postings to give you a complete view of the workforce.

Lightcast data is frequently cited in major publications such as *The Atlantic*, *Forbes*, *Harvard Business Review*, *The New York Times*, *The Wall Street Journal*, and *USA Today*.



Report Parameters

1 Industry

52 Finance and Insurance

1 County

46135 Yankton County, SD

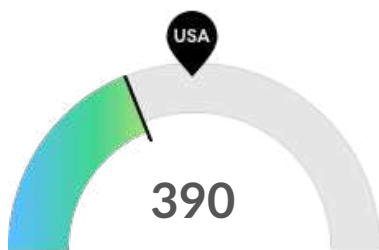
Class of Worker

QCEW Employees and Non-QCEW Employees

The information in this report pertains to the chosen industry and geographical area.

Executive Summary

Light Hiring Competition Over a Thin Supply of Regional Talent



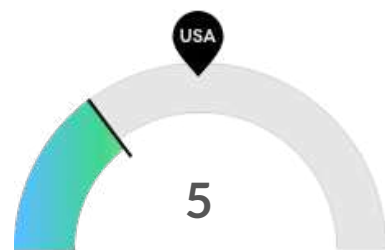
Supply (Jobs)

Yankton County, SD is not a hotspot for this kind of talent. The national average for an area this size is 568* employees, while there are 390 here.



Earnings Per Job

Earnings per job are below the national average. Earnings per jobs is the total industry earnings divided by the number of jobs in the industry.



Demand (Job Postings)

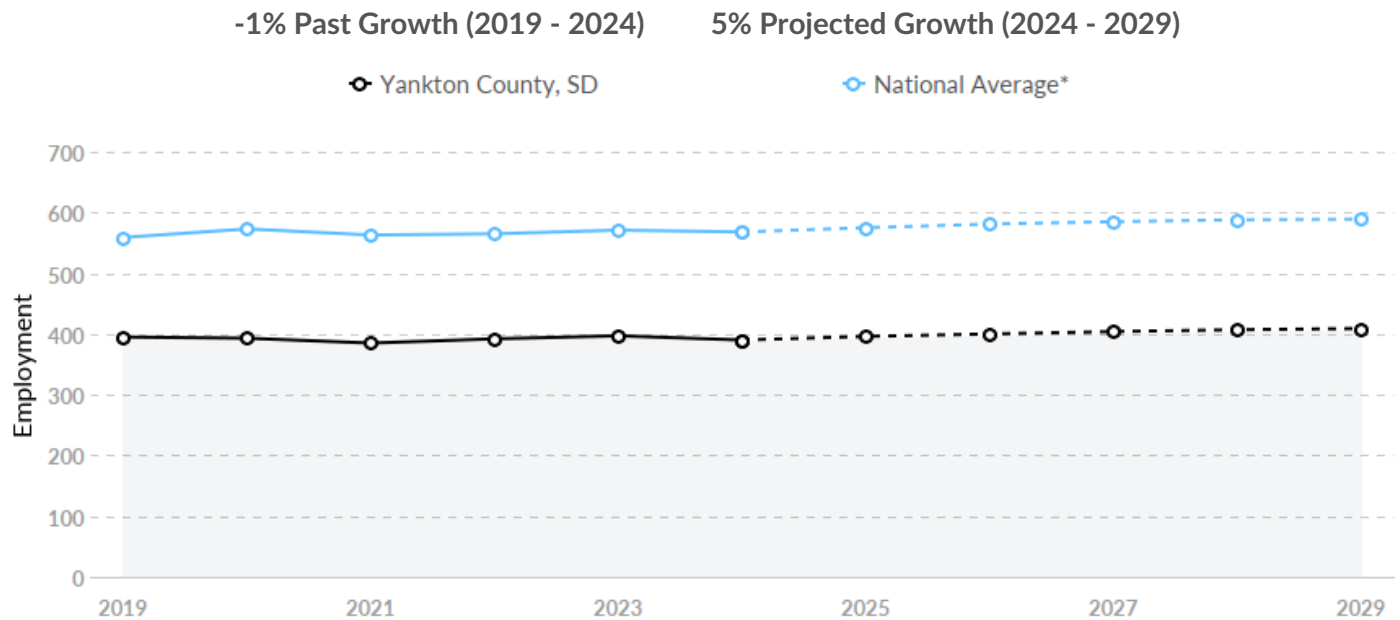
Competition from online job postings is low in Yankton County, SD. The national average for an area this size is 11* job postings/mo, while there are 5 here.

*National average values are derived by taking the national value for Finance and Insurance and scaling it down to account for the difference in overall workforce size between the nation and Yankton County, SD. In other words, the values represent the national average adjusted for region size.

Supply (Jobs)

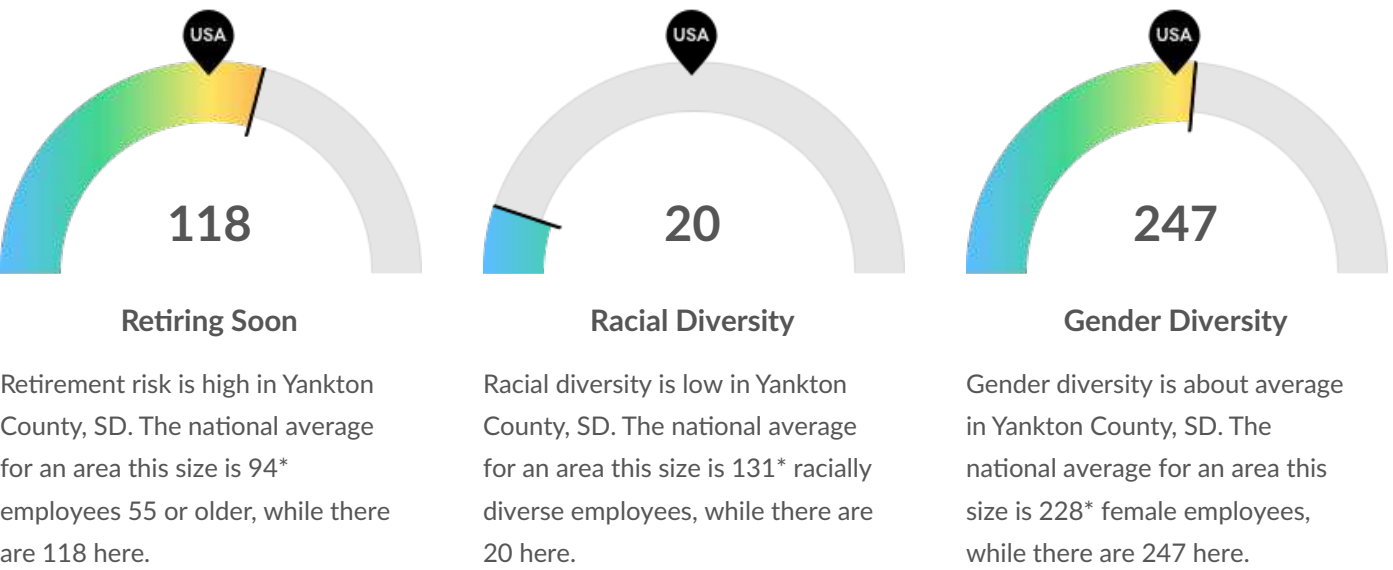
Supply Is Lower Than the National Average

The regional vs. national average employment helps you understand if the supply of Finance and Insurance is a strength or weakness for Yankton County, SD, and how it is changing relative to the nation. An average area of this size would have 568* employees, while there are 390 here. This lower than expected supply may make it more difficult to find candidates. The gap between expected and actual employment is expected to remain roughly the same over the next 5 years.



*National average values are derived by taking the national value for Finance and Insurance and scaling it down to account for the difference in overall workforce size between the nation and Yankton County, SD. In other words, the values represent the national average adjusted for region size.

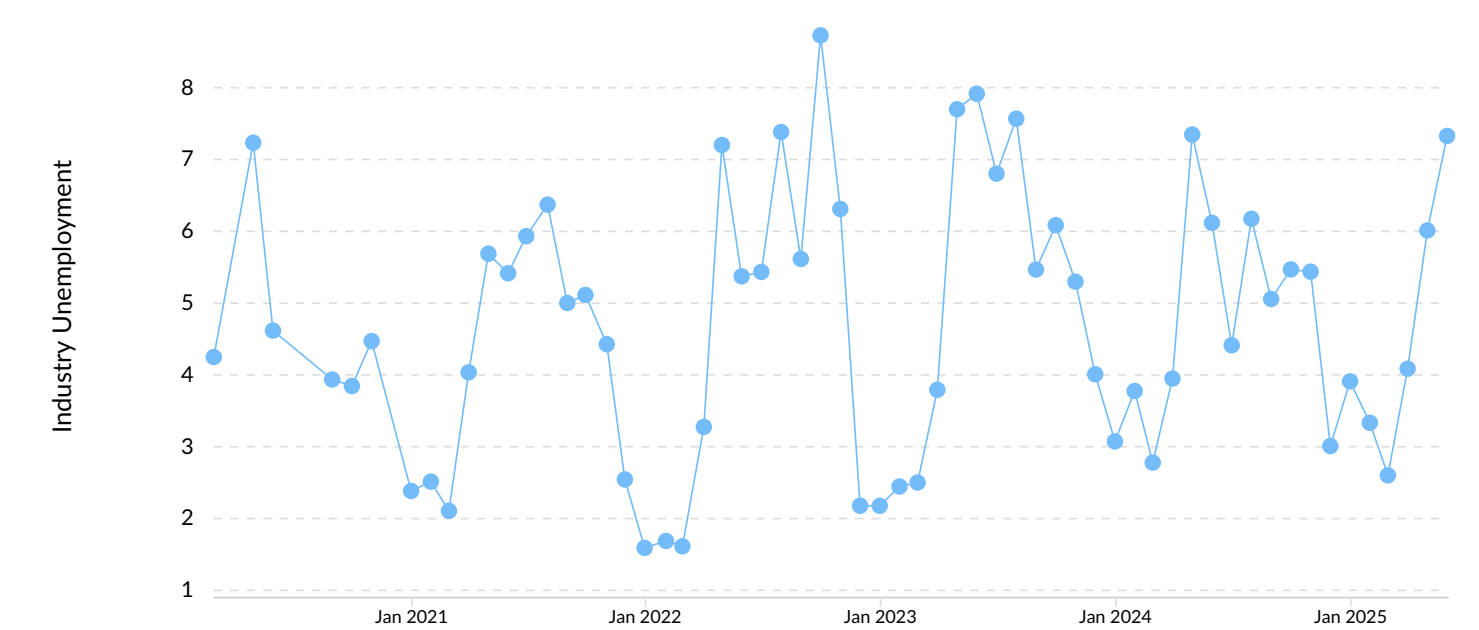
Retirement Risk Is High, While Overall Diversity Is Low



*National average values are derived by taking the national value for Finance and Insurance and scaling it down to account for the difference in overall workforce size between the nation and Yankton County, SD. In other words, the values represent the national average adjusted for region size.

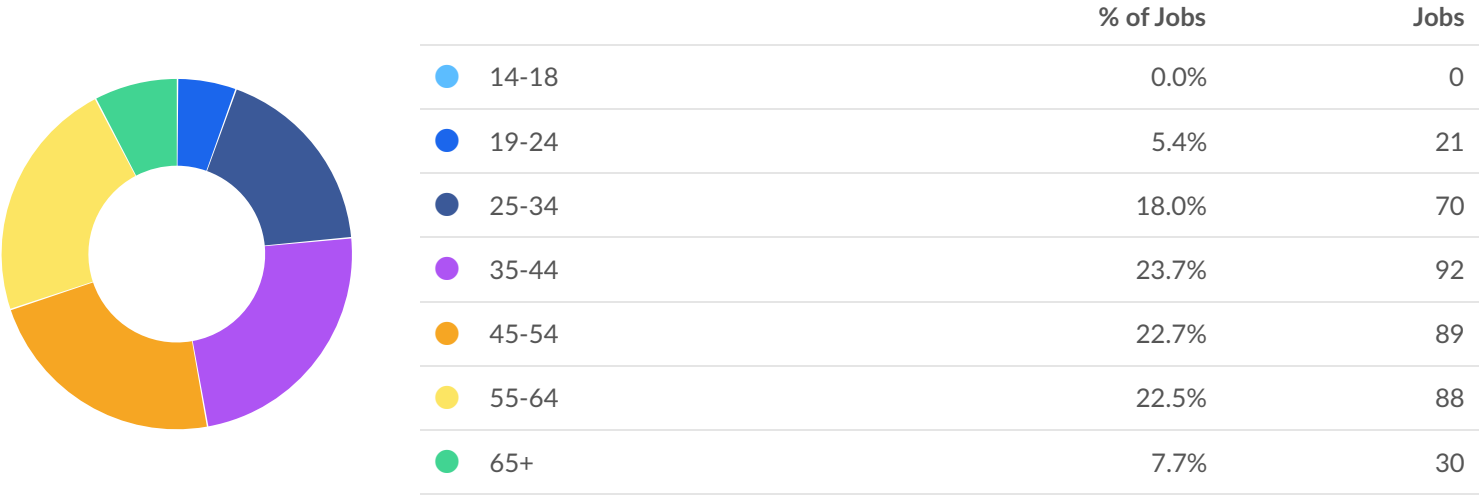
Unemployment Rate Trends

Unemployment shown at the 2-digit sector level.

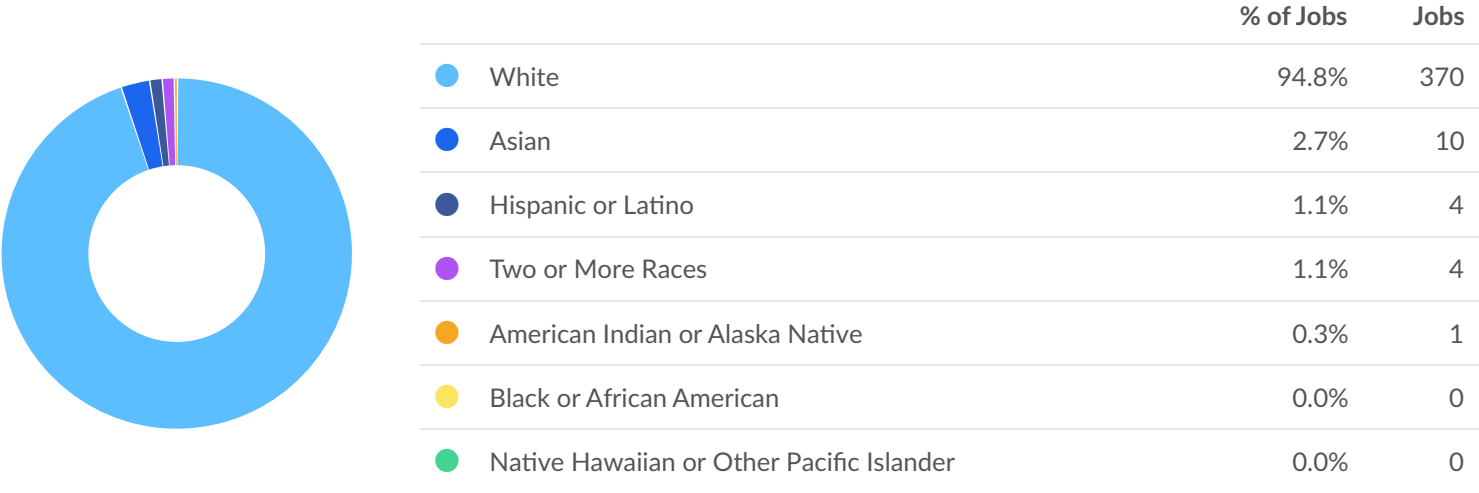


Demographic Details

Industry Age Breakdown



Industry Race/Ethnicity Breakdown

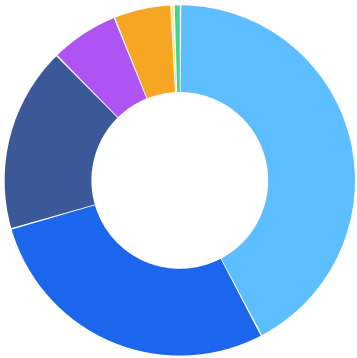


Industry Gender Breakdown



	% of Jobs	Jobs
<div><div></div> Males</div>	36.6%	143
<div><div></div> Females</div>	63.4%	247

Most Jobs are Found in the Office and Administrative Support Occupations Industry Sector



Occupation	% of Industry in Occupation (2024)
<div><div></div> Office and Administrative Support Occupations</div>	42.2%
<div><div></div> Business and Financial Operations Occupations</div>	28.3%
<div><div></div> Sales and Related Occupations</div>	17.1%
<div><div></div> Management Occupations</div>	6.3%
<div><div></div> Computer and Mathematical Occupations</div>	5.3%
<div><div></div> Legal Occupations</div>	0.3%
<div><div></div> Other</div>	0.6%

Demand



19 Employers Competing

All employers in the region who posted for this job over the last 12 months.



64 Unique Job Postings

The number of unique postings for this job over the last 12 months.



28 Day Median Duration

Posting duration is 4 days longer than what's typical in the region.

Top Companies	Unique Postings
Parker	24 <div></div>
First Interstate Bank	9 <div></div>
First Dakota National Bank	6 <div></div>
First National Bank Of Omaha	4 <div></div>
Limestone	3 <div></div>

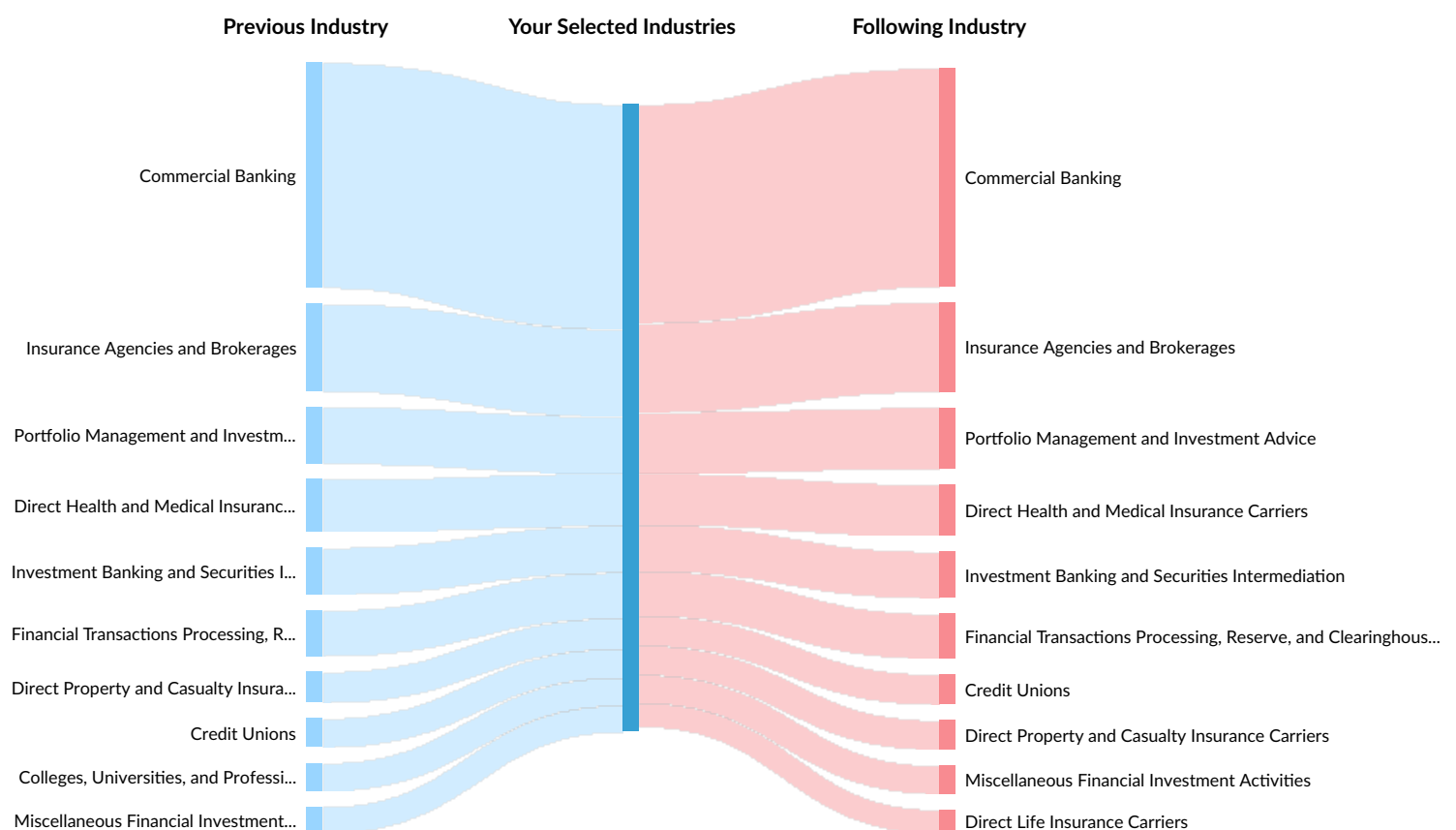
Top Job Titles	Unique Postings
Tellers	7 <div></div>
Machine Operators	4 <div></div>
Set Up Operators	4 <div></div>
Financial Services Representativ...	3 <div></div>
Insurance Agency Owners	3 <div></div>

Industry Gain and Drain

The table below analyzes the profiles of current and past people in your selected industries. The left column shows job transitions from other industries to your selected industries. The right column shows job transitions from your selected industries to other industries.

Please note, results are only available at the national level and the 6-digit NAICS level. Also your selection has been limited to 100 industries.

The following represents the job transitions of employees in your selected industries in the United States:



Previous Industries	Transitions
Commercial Banking	1,237,809
Insurance Agencies and Brokerages	480,446
Portfolio Management and Investment Advice	311,963
Direct Health and Medical Insurance Carriers	288,247

Previous Industries	Transitions
Investment Banking and Securities Intermediation	256,697
Financial Transactions Processing, Reserve, and Clearinghouse Activities	251,039
Direct Property and Casualty Insurance Carriers	168,800
Credit Unions	157,662
Colleges, Universities, and Professional Schools	153,304
Miscellaneous Financial Investment Activities	146,332
Direct Life Insurance Carriers	141,076
Real Estate Credit	119,976
Mortgage and Nonmortgage Loan Brokers	76,413
Custom Computer Programming Services	76,165
Consumer Lending	68,484
Administrative Management and General Management Consulting Services	54,710
Computer Systems Design Services	50,277
Offices of Certified Public Accountants	49,104
General Medical and Surgical Hospitals	47,937
All Other Insurance Related Activities	44,062
Software Publishers	43,777
Offices of Real Estate Agents and Brokers	42,147
All Other Professional, Scientific, and Technical Services	40,762
International, Secondary Market, and All Other Nondepository Credit Intermediation	39,035
Savings Institutions and Other Depository Credit Intermediation	37,997
Full-Service Restaurants	36,736
Offices of Lawyers	35,713
Employment Placement Agencies	34,237

Previous Industries	Transitions
Offices of Physicians (except Mental Health Specialists)	33,942
Other Direct Insurance (except Life, Health, and Medical) Carriers	33,567
Wireless Telecommunications Carriers (except Satellite)	30,846
Clothing and Clothing Accessories Retailers	29,890
All Other Miscellaneous Retailers	29,564
Limited-Service Restaurants	27,799
Elementary and Secondary Schools	27,487
Department Stores	26,691
Other Computer Related Services	25,620
Computing Infrastructure Providers, Data Processing, Web Hosting, and Related Services	25,496
Miscellaneous Intermediation	24,966
Credit Card Issuing	24,694
Open-End Investment Funds	23,440
Other Activities Related to Credit Intermediation	22,658
Supermarkets and Other Grocery (except Convenience) Stores	22,429
Monetary Authorities-Central Bank	22,374
National Security	22,345
Claims Adjusting	22,104
Hotels (except Casino Hotels) and Motels	20,969
Other Financial Vehicles	20,157
Other Management Consulting Services	19,819
Pharmacies and Drug Retailers	19,089
Other Scientific and Technical Consulting Services	17,792
All Other Miscellaneous Ambulatory Health Care Services	17,756
Engineering Services	17,499

Previous Industries	Transitions
Temporary Help Services	15,840
Web Search Portals and All Other Information Services	15,767
Other Activities Related to Real Estate	15,091
Other General Government Support	14,586
All Other Personal Services	14,016
Marketing Consulting Services	13,764
Gasoline Stations with Convenience Stores	13,573
Electronics and Appliance Retailers	13,026
Securities and Commodity Exchanges	12,834
Warehouse Clubs and Supercenters	12,831
Pharmaceutical Preparation Manufacturing	12,545
Office Administrative Services	12,438
Electronic Computer Manufacturing	11,948
Offices of Other Holding Companies	11,934
Automobile and Light Duty Motor Vehicle Manufacturing	11,880
Pharmacy Benefit Management and Other Third Party Administration of Insurance and Pension Funds	11,747
Home Health Care Services	11,741
Other Accounting Services	11,631
Computer Terminal and Other Computer Peripheral Equipment Manufacturing	11,570
All Other Support Services	11,195
Fitness and Recreational Sports Centers	10,952
Advertising Agencies	10,678
Couriers and Express Delivery Services	10,439
Sales Financing	10,408
Direct Title Insurance Carriers	9,544

Previous Industries	Transitions
Lessors of Residential Buildings and Dwellings	9,089
All Other Business Support Services	8,959
Scheduled Passenger Air Transportation	8,953
Telecommunications Resellers	8,933
Educational Support Services	8,819
Hardware Retailers	8,626
Payroll Services	8,595
Wholesale Trade Agents and Brokers	8,541
Nonresidential Property Managers	8,521
Electrical Contractors and Other Wiring Installation Contractors	8,499
Junior Colleges	8,498
Offices of Bank Holding Companies	8,479
Media Streaming Distribution Services, Social Networks, and Other Media Networks and Content Providers	8,446
Offices of All Other Miscellaneous Health Practitioners	8,313
Commercial and Institutional Building Construction	7,920
New Car Dealers	7,864
Lessors of Nonresidential Buildings (except Miniwarehouses)	7,750
Religious Organizations	7,731
Other Individual and Family Services	7,664
Telemarketing Bureaus and Other Contact Centers	7,597
Electronic and Precision Equipment Repair and Maintenance	7,415
Motion Picture and Video Production	7,349
Following Industries	Transitions
Commercial Banking	1,203,387

Following Industries	Transitions
Insurance Agencies and Brokerages	490,778
Portfolio Management and Investment Advice	334,829
Direct Health and Medical Insurance Carriers	282,340
Investment Banking and Securities Intermediation	254,967
Financial Transactions Processing, Reserve, and Clearinghouse Activities	245,910
Credit Unions	164,169
Direct Property and Casualty Insurance Carriers	161,320
Miscellaneous Financial Investment Activities	154,952
Direct Life Insurance Carriers	130,786
Real Estate Credit	118,192
Colleges, Universities, and Professional Schools	102,523
Mortgage and Nonmortgage Loan Brokers	83,058
Consumer Lending	68,673
Custom Computer Programming Services	60,386
Administrative Management and General Management Consulting Services	54,420
Software Publishers	50,623
Offices of Real Estate Agents and Brokers	45,553
All Other Insurance Related Activities	44,738
International, Secondary Market, and All Other Nondepository Credit Intermediation	40,632
General Medical and Surgical Hospitals	40,123
Offices of Certified Public Accountants	38,884
All Other Professional, Scientific, and Technical Services	38,833
Savings Institutions and Other Depository Credit Intermediation	38,408
Computer Systems Design Services	34,562

Following Industries	Transitions
Other Direct Insurance (except Life, Health, and Medical) Carriers	34,205
All Other Miscellaneous Retailers	33,830
Offices of Lawyers	27,902
Miscellaneous Intermediation	26,965
Offices of Physicians (except Mental Health Specialists)	26,813
Computing Infrastructure Providers, Data Processing, Web Hosting, and Related Services	26,568
Other Computer Related Services	25,539
Employment Placement Agencies	25,425
Credit Card Issuing	24,687
Elementary and Secondary Schools	24,439
Open-End Investment Funds	24,313
Claims Adjusting	23,144
Other Activities Related to Credit Intermediation	22,496
Monetary Authorities-Central Bank	22,353
Other Financial Vehicles	21,585
Full-Service Restaurants	20,732
Other Management Consulting Services	19,892
All Other Miscellaneous Ambulatory Health Care Services	18,716
Web Search Portals and All Other Information Services	18,125
Engineering Services	17,740
Wireless Telecommunications Carriers (except Satellite)	17,279
Pharmacies and Drug Retailers	15,469
Other Activities Related to Real Estate	15,160
Other General Government Support	14,721
Clothing and Clothing Accessories Retailers	14,648

Following Industries	Transitions
Limited-Service Restaurants	13,636
All Other Personal Services	13,514
Securities and Commodity Exchanges	13,441
Temporary Help Services	12,741
Other Accounting Services	12,659
Offices of Other Holding Companies	12,621
All Other Support Services	12,155
Marketing Consulting Services	12,147
Office Administrative Services	11,908
Hotels (except Casino Hotels) and Motels	11,885
Pharmacy Benefit Management and Other Third Party Administration of Insurance and Pension Funds	11,829
Pharmaceutical Preparation Manufacturing	11,410
Home Health Care Services	11,207
Other Scientific and Technical Consulting Services	10,784
Department Stores	10,597
Sales Financing	10,575
National Security	10,510
Supermarkets and Other Grocery (except Convenience) Stores	10,339
Lessors of Residential Buildings and Dwellings	10,245
Automobile and Light Duty Motor Vehicle Manufacturing	10,153
All Other Business Support Services	9,996
Direct Title Insurance Carriers	9,968
Fitness and Recreational Sports Centers	9,799
Offices of Bank Holding Companies	9,797
Gasoline Stations with Convenience Stores	9,693

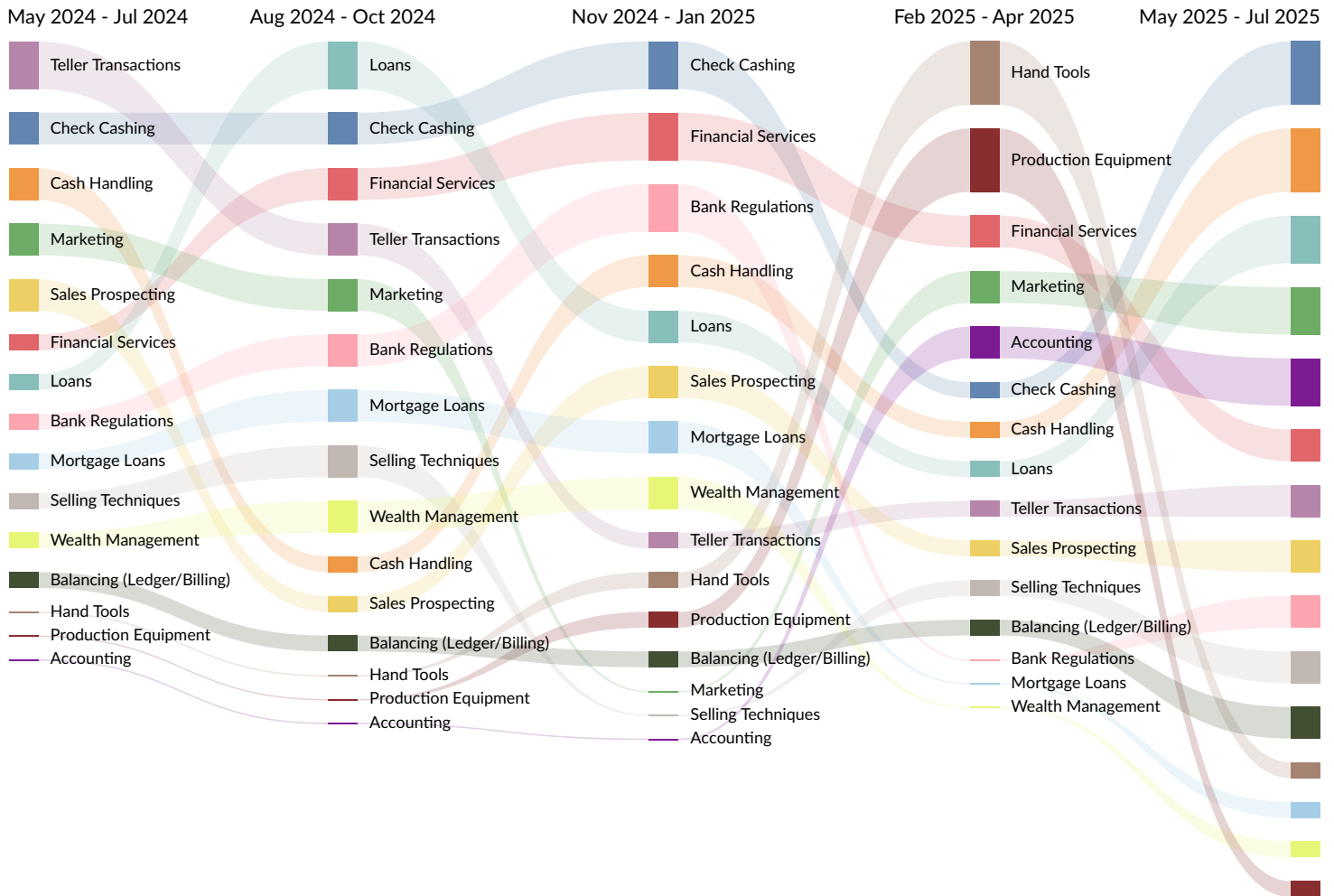
Following Industries	Transitions
Electronic Computer Manufacturing	9,618
Payroll Services	9,499
Electrical Contractors and Other Wiring Installation Contractors	8,786
Warehouse Clubs and Supercenters	8,649
Advertising Agencies	8,578
Scheduled Passenger Air Transportation	8,278
Commercial and Institutional Building Construction	8,257
Nonresidential Property Managers	8,179
Lessors of Nonresidential Buildings (except Miniwarehouses)	8,031
Wholesale Trade Agents and Brokers	7,993
Residential Property Managers	7,715
Computer Terminal and Other Computer Peripheral Equipment Manufacturing	7,402
Beauty Salons	7,346
Junior Colleges	7,207
Motion Picture and Video Production	7,045
Other Individual and Family Services	7,010
Plumbing, Heating, and Air-Conditioning Contractors	6,920
Offices of All Other Miscellaneous Health Practitioners	6,901
Couriers and Express Delivery Services	6,858
Electronics and Appliance Retailers	6,742
Reinsurance Carriers	6,704
Educational Support Services	6,627
Research and Development in the Physical, Engineering, and Life Sciences (except Nanotechnology and Biotechnology)	6,616
Media Streaming Distribution Services, Social Networks, and Other Media Networks and Content Providers	6,518

Following Industries	Transitions
Religious Organizations	6,484

What skills are they posting for?

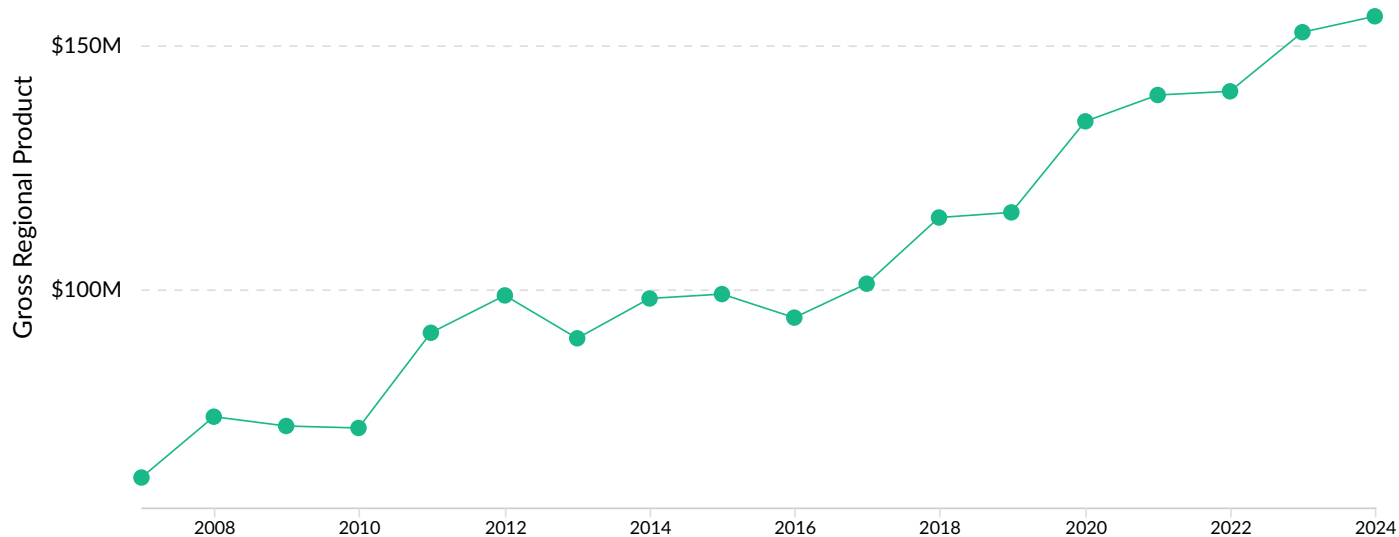
Top 15 Skills for All Job Types Sought by Your Selected Companies by Quarter

Skills help us understand the direction an industry is headed.



Gross Regional Product (GRP)

<p>\$80.0M</p> <p>Earnings (2024)</p>	<p>\$73.9M</p> <p>Property Income (2024)</p>	<p>\$2.0M</p> <p>Taxes (2024)</p>	<p>\$155.9M</p> <p>Total GRP (2024)</p>
--	---	--	--



Industry Requirements

Purchases from	In-region Purchases	Imported Purchases	Total Purchases
Portfolio Management and Investment Advice	\$2,328,471	\$8,886,158	\$11,214,630
Insurance Agencies and Brokerages	\$10,440,784	\$16,367	\$10,457,152
Commercial Banking	\$6,329,541	\$201	\$6,329,742
Investment Banking and Securities Intermediation	\$1,496,744	\$1,996,544	\$3,493,288
Pharmacy Benefit Management and Other Third Party Administration of Insurance and Pension Funds	\$76,582	\$1,546,690	\$1,623,272