

Health Care and Social Assistance in Yankton County, SD



803 East 4th Street
Yankton, South Dakota 57058

Contents

What is Lightcast Data?	1
Report Parameters	2
Workforce Map	3
Executive Summary	4
Supply (Jobs)	5
Demographic Details	7
Demand	8
What skills are they posting for?	9

What is Lightcast Data?

Lightcast data is a hybrid dataset derived from official government sources such as the US Census Bureau, Bureau of Economic Analysis, and Bureau of Labor Statistics. Leveraging the unique strengths of each source, our data modeling team creates an authoritative dataset that captures more than 99% of all workers in the United States. This core offering is then enriched with data from online social profiles, resumés, and job postings to give you a complete view of the workforce.

Lightcast data is frequently cited in major publications such as *The Atlantic*, *Forbes*, *Harvard Business Review*, *The New York Times*, *The Wall Street Journal*, and *USA Today*.

 The Atlantic Forbes Harvard Business Review The New York Times WSJ USA TODAY

Report Parameters

1 Industry

62 Health Care and Social Assistance

1 County

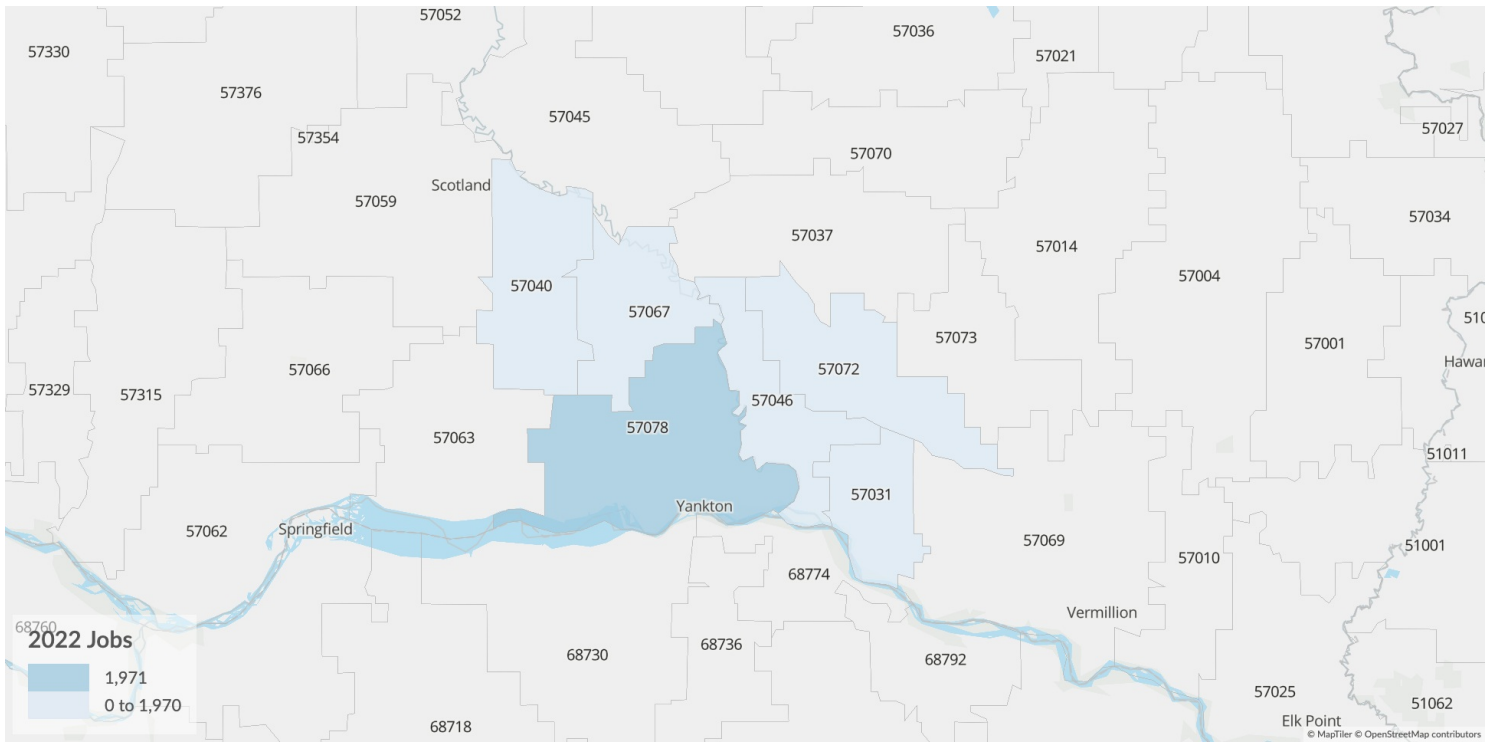
46135 Yankton County, SD

Class of Worker

QCEW Employees and Non-QCEW Employees

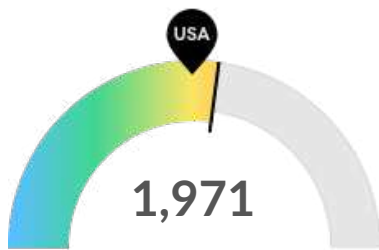
The information in this report pertains to the chosen industry and geographical area.

Workforce Map



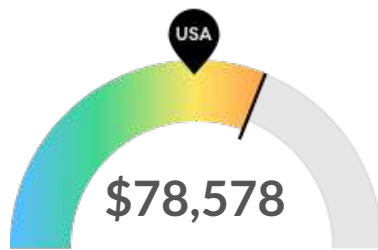
Executive Summary

Light Hiring Competition Over a Deep Supply of Regional Talent



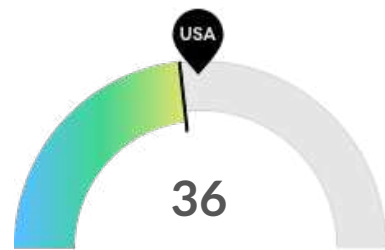
Supply (Jobs)

Yankton County, SD is a hotspot for this kind of talent. The national average for an area this size is 1,747* employees, while there are 1,971 here.



Earnings Per Job

Earnings per job are about the same as the national average. The national average salary for Health Care and Social Assistance in an area this size is \$74,332, while in Yankton County, SD it is \$78,578. Earnings per jobs is the total industry earnings divided by the number of jobs in the industry.



Demand (Job Postings)

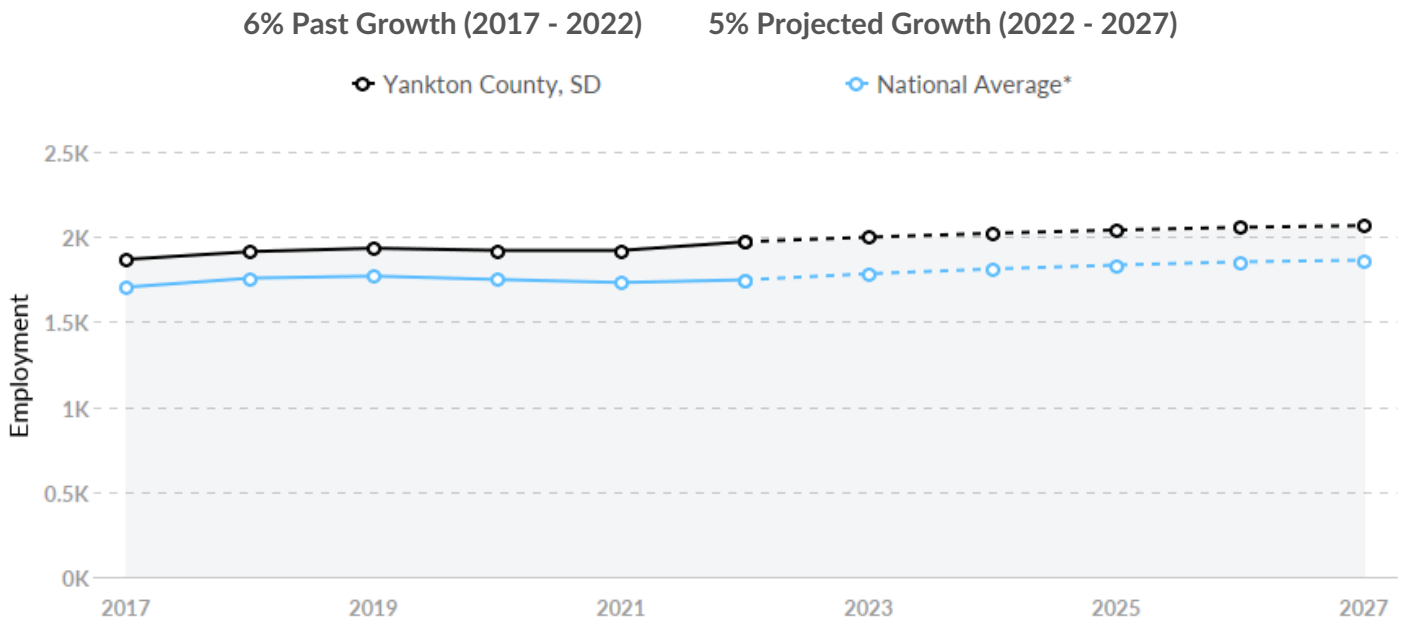
Competition from online job postings is low in Yankton County, SD. The national average for an area this size is 40* job postings/mo, while there are 36 here.

*National average values are derived by taking the national value for Health Care and Social Assistance and scaling it down to account for the difference in overall workforce size between the nation and Yankton County, SD. In other words, the values represent the national average adjusted for region size.

Supply (Jobs)

Supply Is Higher Than the National Average

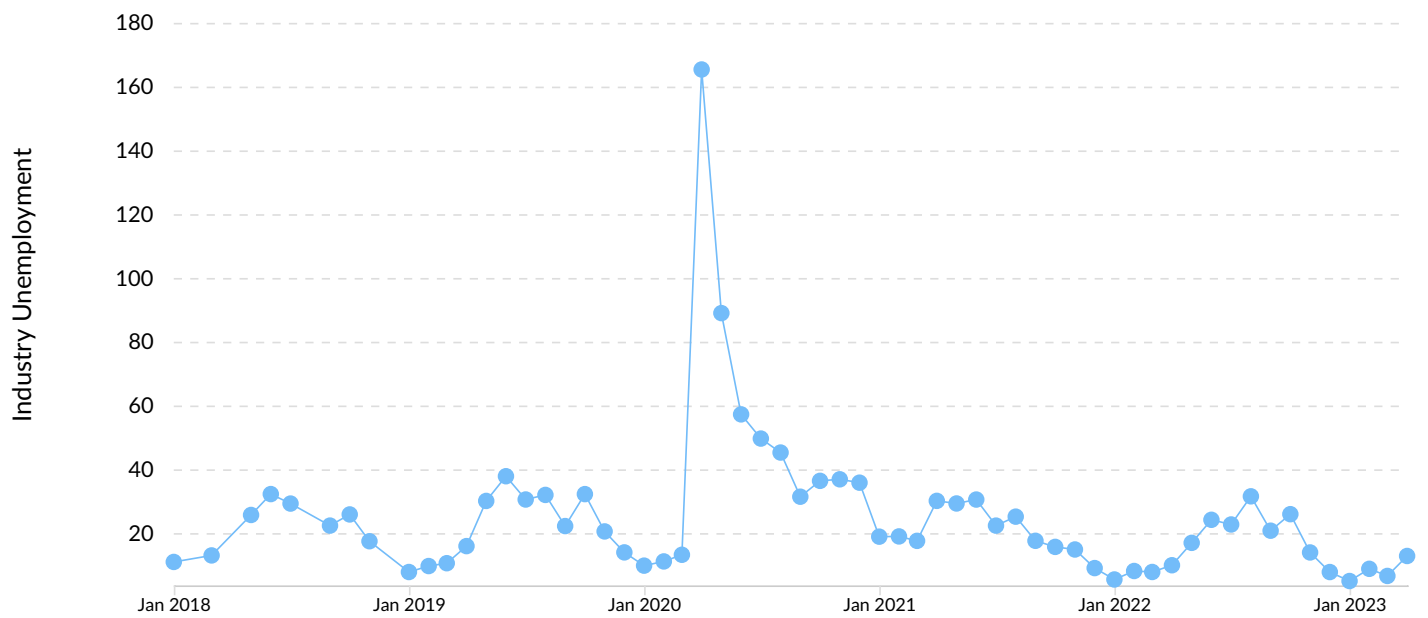
The regional vs. national average employment helps you understand if the supply of Health Care and Social Assistance is a strength or weakness for Yankton County, SD, and how it is changing relative to the nation. An average area of this size would have 1,747* employees, while there are 1,971 here. This higher than expected supply may make it easier to find candidates. The gap between expected and actual employment is expected to remain roughly the same over the next 5 years.



*National average values are derived by taking the national value for Health Care and Social Assistance and scaling it down to account for the difference in overall workforce size between the nation and Yankton County, SD. In other words, the values represent the national average adjusted for region size.

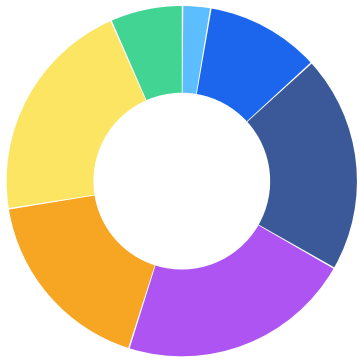
Unemployment Rate Trends

Unemployment shown at the 2-digit sector level.



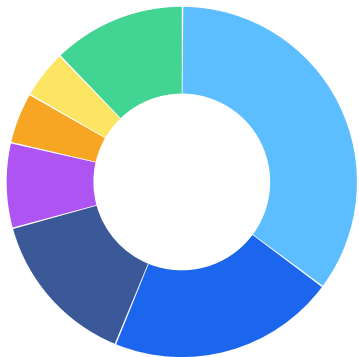
Demographic Details

Industry Age Breakdown



	% of Jobs	Jobs
14-18	2.6%	51
19-24	10.6%	208
25-34	20.0%	395
35-44	21.6%	426
45-54	17.6%	347
55-64	20.9%	412
65+	6.7%	132

Most Jobs are Found in the Healthcare Practitioners and Technical Occupations Industry Sector



Occupation	% of Industry in Occupation (2022)
Healthcare Practitioners and Technical Occupations	35.1%
Healthcare Support Occupations	21.0%
Office and Administrative Support Occupations	14.6%
Community and Social Service Occupations	7.9%
Building and Grounds Cleaning and Maintenance Occupations	4.7%
Personal Care and Service Occupations	4.5%
Other	12.3%

Demand



21 Employers Competing

All employers in the region who posted for this job over the last 12 months.



428 Unique Job Postings

The number of unique postings for this job over the last 12 months.



42 Day Median Duration

Posting duration is 2 days longer than what's typical in the region.

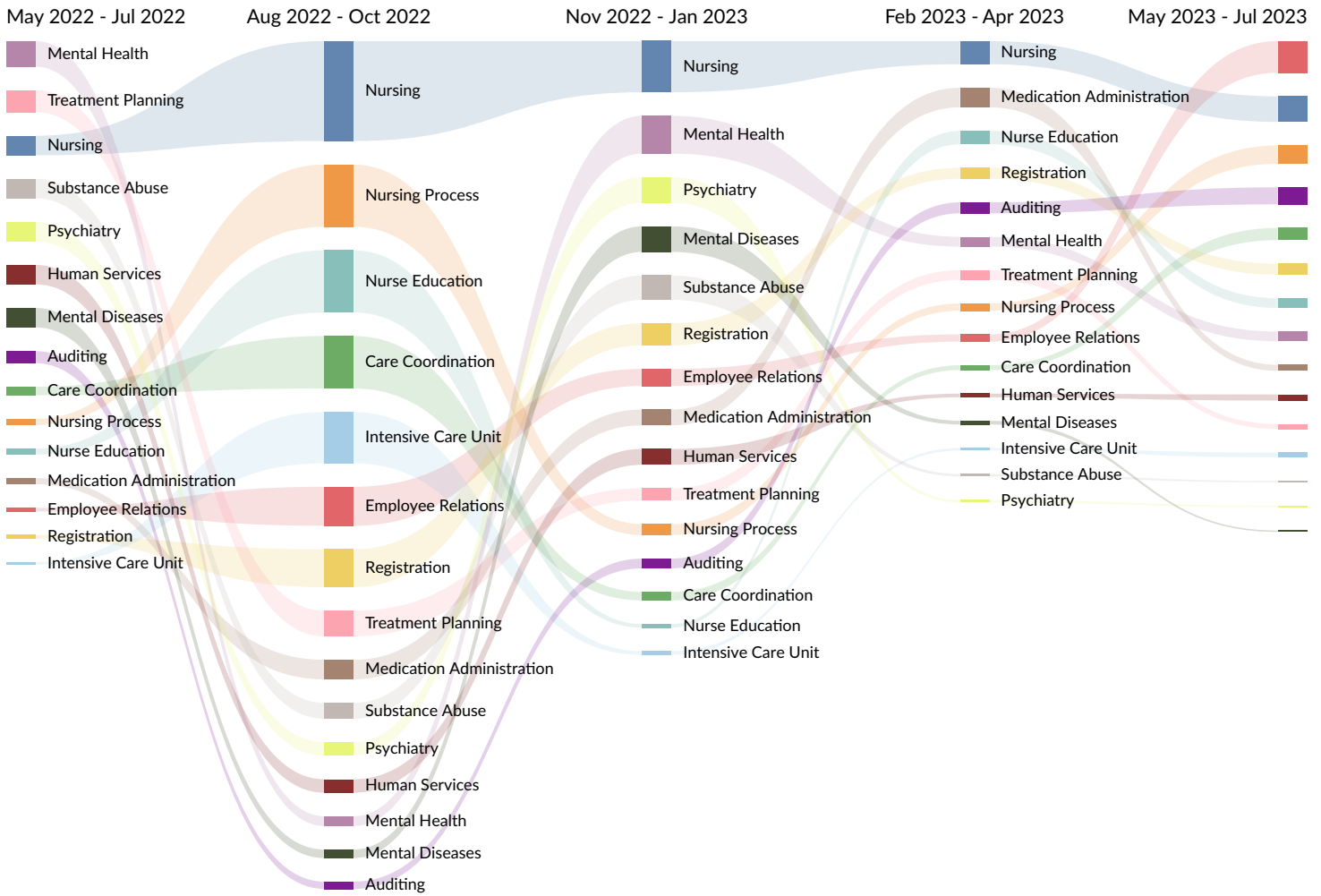
Top Companies	Unique Postings
Avera Health	258
Bright Horizons	43
Lewis & Clark Behavioral Health...	34
Sd Human Services Center	33
Interim HealthCare	18

Top Job Titles	Unique Postings
Long Term Care Registered Nurs...	34
Registered Nurses	25
Licensed Practical Nurses	17
Housekeepers	11
Occupational Therapists	9

What skills are they posting for?

Top 15 Skills for All Job Types by Quarter

Skills help us understand the direction an industry is headed.



Gross Regional Product (GRP)

\$161.4M

Earnings (2022)

\$26.8M

Property Income (2022)

\$1.9M

Taxes (2022)

\$190.1M

Total GRP (2022)

