

Manufacturing in Yankton County, SD



803 East 4th Street
Yankton, South Dakota 57058

Contents

What is Lightcast Data?	1
Report Parameters	2
Workforce Map	3
Executive Summary	4
Supply (Jobs)	5
Demographic Details	7
Demand	9
What skills are they posting for?	20

What is Lightcast Data?

Lightcast data is a hybrid dataset derived from official government sources such as the US Census Bureau, Bureau of Economic Analysis, and Bureau of Labor Statistics. Leveraging the unique strengths of each source, our data modeling team creates an authoritative dataset that captures more than 99% of all workers in the United States. This core offering is then enriched with data from online social profiles, resumés, and job postings to give you a complete view of the workforce.

Lightcast data is frequently cited in major publications such as *The Atlantic*, *Forbes*, *Harvard Business Review*, *The New York Times*, *The Wall Street Journal*, and *USA Today*.



Report Parameters

1 Industry

31 Manufacturing

1 County

46135 Yankton County, SD

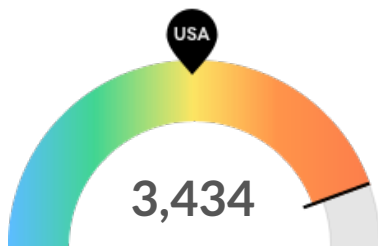
Class of Worker

QCEW Employees and Non-QCEW Employees

The information in this report pertains to the chosen industry and geographical area.

Executive Summary

Aggressive Hiring Competition Over a Deep Supply of Regional Talent



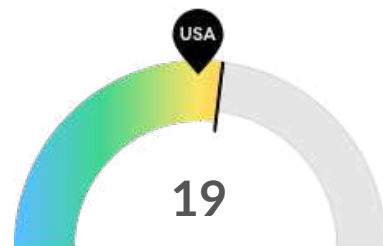
Supply (Jobs)

Yankton County, SD is a hotspot for this kind of talent. The national average for an area this size is 1,080* employees, while there are 3,434 here.



Earnings Per Job

Earnings per job are below the national average. Earnings per jobs is the total industry earnings divided by the number of jobs in the industry.



Demand (Job Postings)

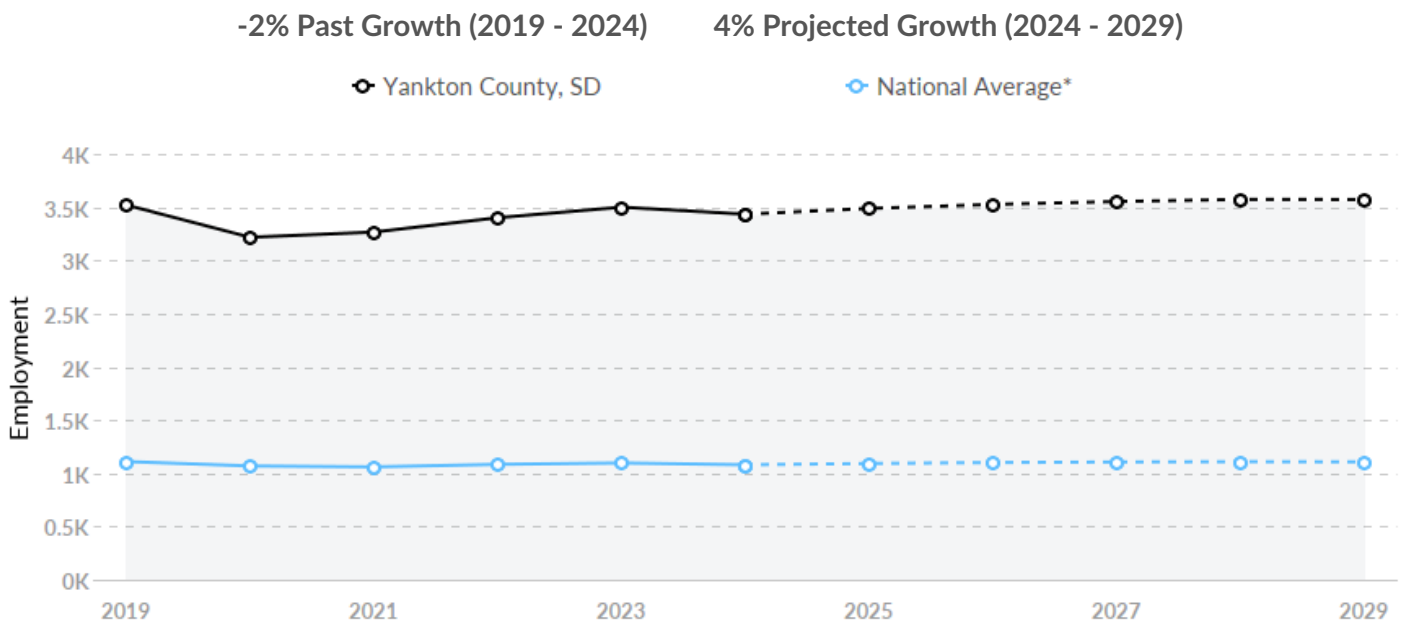
Competition from online job postings is high in Yankton County, SD. The national average for an area this size is 17* job postings/mo, while there are 19 here.

*National average values are derived by taking the national value for Manufacturing and scaling it down to account for the difference in overall workforce size between the nation and Yankton County, SD. In other words, the values represent the national average adjusted for region size.

Supply (Jobs)

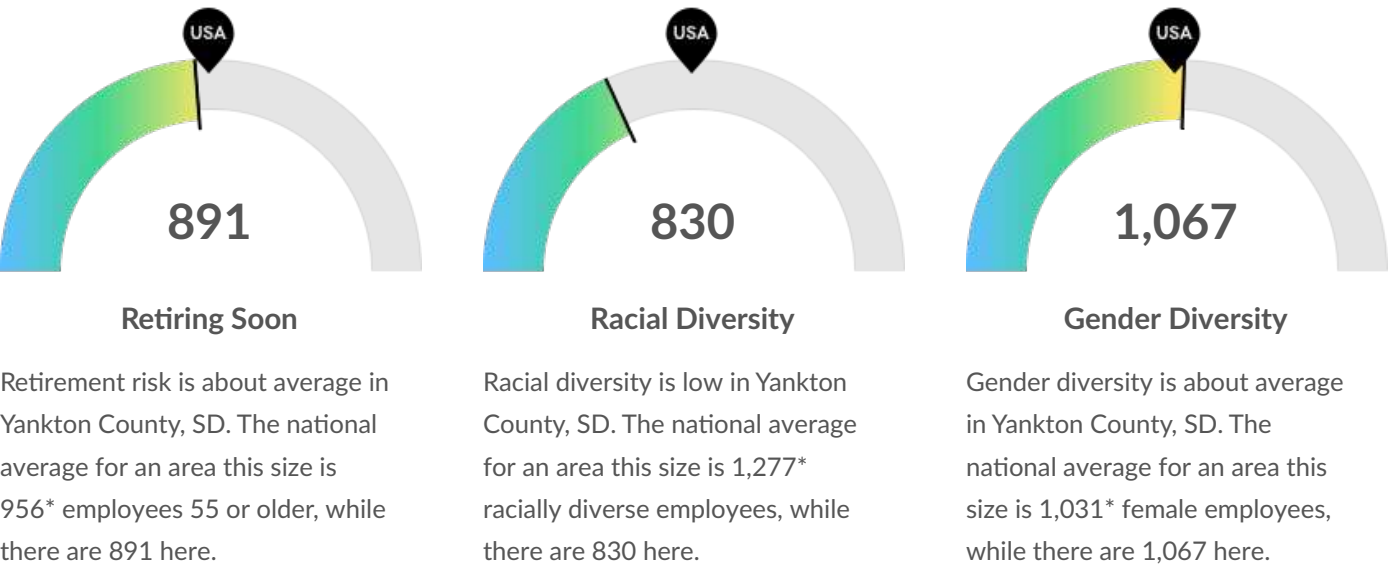
Supply Is Higher Than the National Average

The regional vs. national average employment helps you understand if the supply of Manufacturing is a strength or weakness for Yankton County, SD, and how it is changing relative to the nation. An average area of this size would have 1,080* employees, while there are 3,434 here. This higher than expected supply may make it easier to find candidates. The gap between expected and actual employment is expected to remain roughly the same over the next 5 years.



*National average values are derived by taking the national value for Manufacturing and scaling it down to account for the difference in overall workforce size between the nation and Yankton County, SD. In other words, the values represent the national average adjusted for region size.

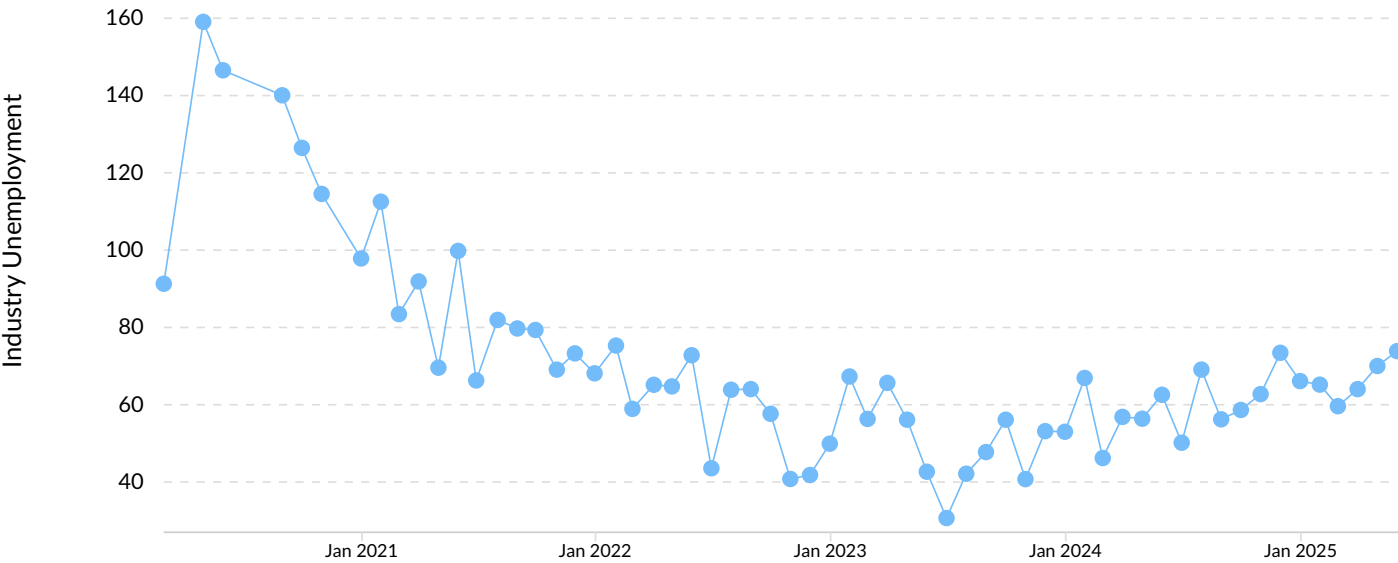
Retirement Risk Is About Average, While Overall Diversity Is Low



*National average values are derived by taking the national value for Manufacturing and scaling it down to account for the difference in overall workforce size between the nation and Yankton County, SD. In other words, the values represent the national average adjusted for region size.

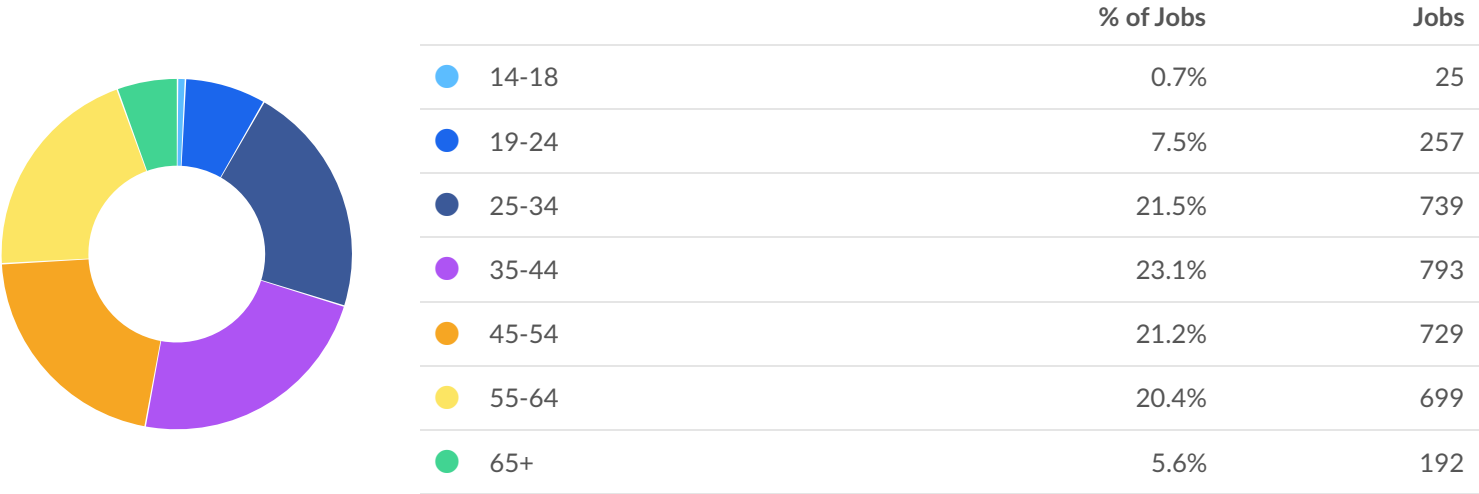
Unemployment Rate Trends

Unemployment shown at the 2-digit sector level.

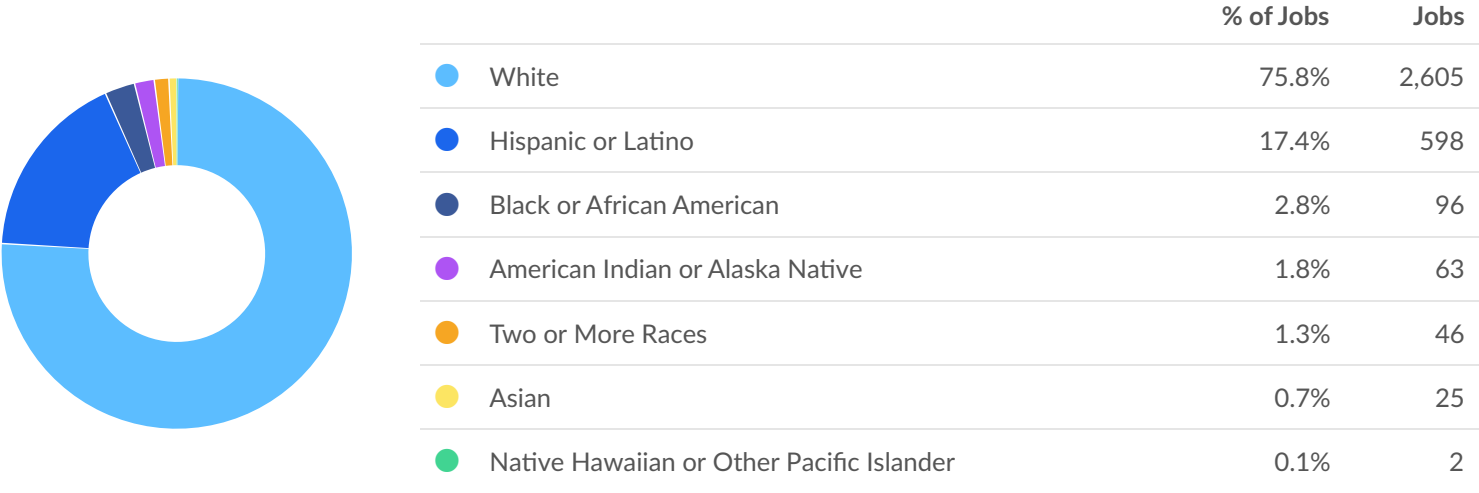


Demographic Details

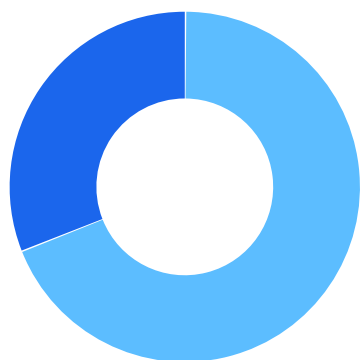
Industry Age Breakdown



Industry Race/Ethnicity Breakdown

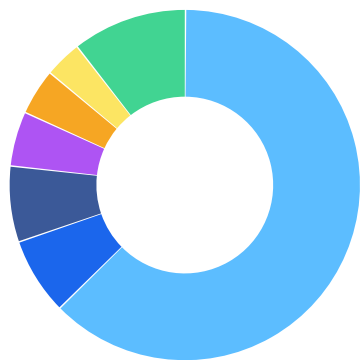


Industry Gender Breakdown



	% of Jobs	Jobs
● Males	68.9%	2,367
● Females	31.1%	1,067

Most Jobs are Found in the Production Occupations Industry Sector



Occupation	% of Industry in Occupation (2024)
● Production Occupations	62.6%
● Office and Administrative Support Occupations	7.1%
● Transportation and Material Moving Occupations	7.0%
● Architecture and Engineering Occupations	5.1%
● Installation, Maintenance, and Repair Occupations	4.3%
● Management Occupations	3.4%
● Other	10.6%

Demand



35 Employers Competing

All employers in the region who posted for this job over the last 12 months.



230 Unique Job Postings

The number of unique postings for this job over the last 12 months.



24 Day Median Duration

Posting duration is the same as what's typical in the region.

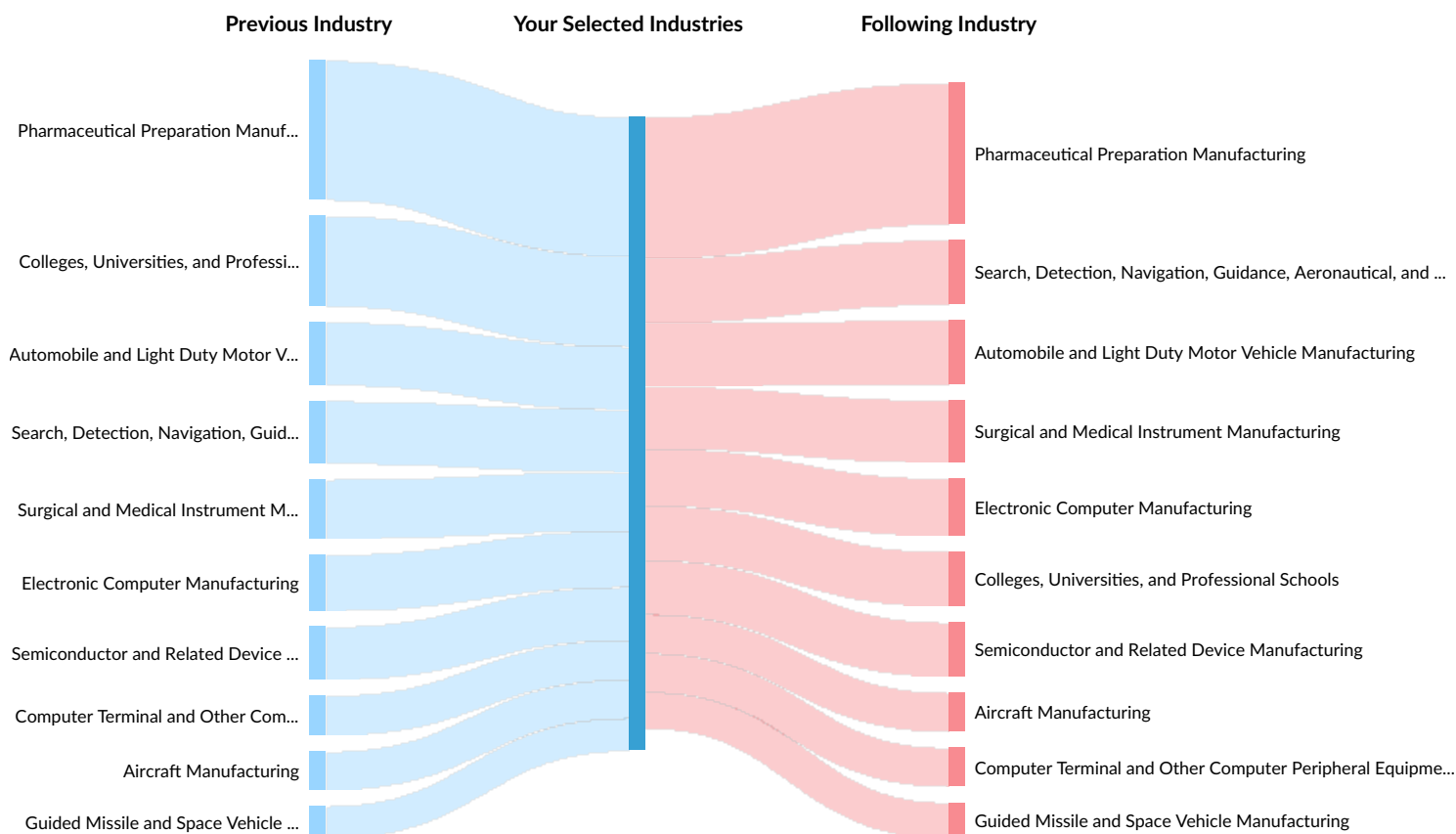
Top Companies		Unique Postings		Top Job Titles		Unique Postings	
Parker Hannifin	36	<div></div>		Machine Operators	14	<div></div>	
Hydro Extrusion	21	<div></div>		Assemblers	9	<div></div>	
Shur Co	21	<div></div>		Material Handlers	8	<div></div>	
Vishay Intertechnology	18	<div></div>		Route Sales Representatives	6	<div></div>	
Wabtec	17	<div></div>		Set Up Operators	6	<div></div>	

Industry Gain and Drain

The table below analyzes the profiles of current and past people in your selected industries. The left column shows job transitions from other industries to your selected industries. The right column shows job transitions from your selected industries to other industries.

Please note, results are only available at the national level and the 6-digit NAICS level. Also your selection has been limited to 100 industries.

The following represents the job transitions of employees in your selected industries in the United States:



Previous Industries	Transitions
Pharmaceutical Preparation Manufacturing	456,740
Colleges, Universities, and Professional Schools	296,661
Automobile and Light Duty Motor Vehicle Manufacturing	206,043

Previous Industries	Transitions
Search, Detection, Navigation, Guidance, Aeronautical, and Nautical System and Instrument Manufacturing	204,897
Surgical and Medical Instrument Manufacturing	193,791
Electronic Computer Manufacturing	184,014
Semiconductor and Related Device Manufacturing	173,971
Computer Terminal and Other Computer Peripheral Equipment Manufacturing	130,225
Aircraft Manufacturing	126,184
Guided Missile and Space Vehicle Manufacturing	107,144
Analytical Laboratory Instrument Manufacturing	98,864
Other Motor Vehicle Parts Manufacturing	96,108
Soft Drink Manufacturing	88,386
Medicinal and Botanical Manufacturing	84,895
Surgical Appliance and Supplies Manufacturing	79,821
Biological Product (except Diagnostic) Manufacturing	78,159
Engineering Services	77,839
Petroleum Refineries	75,315
Custom Computer Programming Services	72,059
National Security	69,886
Software Publishers	66,472
All Other Miscellaneous Food Manufacturing	64,138
Aircraft Engine and Engine Parts Manufacturing	63,195
Footwear Manufacturing	54,459
All Other Professional, Scientific, and Technical Services	54,287
Computer Systems Design Services	54,007
All Other Miscellaneous Electrical Equipment and Component Manufacturing	50,045

Previous Industries	Transitions
General Medical and Surgical Hospitals	48,722
Full-Service Restaurants	47,893
All Other Miscellaneous Retailers	47,427
Plastics Material and Resin Manufacturing	46,834
All Other Miscellaneous Manufacturing	46,798
Commercial Printing (except Screen and Books)	45,837
Research and Development in the Physical, Engineering, and Life Sciences (except Nanotechnology and Biotechnology)	45,473
Administrative Management and General Management Consulting Services	45,093
All Other Industrial Machinery Manufacturing	45,067
Commercial Banking	44,046
Employment Placement Agencies	43,209
Paint and Coating Manufacturing	43,117
Commercial and Service Industry Machinery Manufacturing	42,822
Clothing and Clothing Accessories Retailers	42,710
All Other Plastics Product Manufacturing	41,646
Limited-Service Restaurants	40,135
Cut and Sew Apparel Manufacturing (except Contractors)	39,278
Soap and Other Detergent Manufacturing	38,267
Other Electronic Component Manufacturing	37,125
Research and Development in Biotechnology (except Nanobiotechnology)	35,678
Radio and Television Broadcasting and Wireless Communications Equipment Manufacturing	35,295
Other Computer Related Services	34,327
Other Communications Equipment Manufacturing	33,770
Other Aircraft Parts and Auxiliary Equipment Manufacturing	32,276

Previous Industries	Transitions
Offices of Physicians (except Mental Health Specialists)	32,184
Relay and Industrial Control Manufacturing	30,884
All Other Miscellaneous Chemical Product and Preparation Manufacturing	30,488
Wholesale Trade Agents and Brokers	30,406
Offices of Certified Public Accountants	30,321
Department Stores	30,129
Medical, Dental, and Hospital Equipment and Supplies Merchant Wholesalers	29,796
Electromedical and Electrotherapeutic Apparatus Manufacturing	29,219
Elementary and Secondary Schools	29,019
Supermarkets and Other Grocery (except Convenience) Stores	28,657
Construction Machinery Manufacturing	28,164
All Other Basic Organic Chemical Manufacturing	27,955
Farm Machinery and Equipment Manufacturing	27,287
Computing Infrastructure Providers, Data Processing, Web Hosting, and Related Services	26,120
Corrugated and Solid Fiber Box Manufacturing	26,073
Apparel Accessories and Other Apparel Manufacturing	24,255
Insurance Agencies and Brokerages	24,020
Instruments and Related Products Manufacturing for Measuring, Displaying, and Controlling Industrial Process Variables	23,913
Abrasive Product Manufacturing	23,471
Office Administrative Services	22,923
Wireless Telecommunications Carriers (except Satellite)	22,832
Major Household Appliance Manufacturing	21,956
Offices of Real Estate Agents and Brokers	21,798

Previous Industries	Transitions
Breweries	21,657
Motor Vehicle Electrical and Electronic Equipment Manufacturing	21,533
Plumbing, Heating, and Air-Conditioning Contractors	21,320
Toilet Preparation Manufacturing	20,587
Other Engine Equipment Manufacturing	20,081
Air-Conditioning and Warm Air Heating Equipment and Commercial and Industrial Refrigeration Equipment Manufacturing	19,875
Electronics and Appliance Retailers	19,873
Offices of Lawyers	19,818
Web Search Portals and All Other Information Services	19,526
Marketing Consulting Services	19,425
Drugs and Druggists' Sundries Merchant Wholesalers	19,310
Temporary Help Services	19,117
Hotels (except Casino Hotels) and Motels	18,768
Power-Driven Handtool Manufacturing	18,588
Electrical Contractors and Other Wiring Installation Contractors	18,578
Commercial and Institutional Building Construction	18,240
Couriers and Express Delivery Services	17,983
Offices of Other Holding Companies	17,946
Other Miscellaneous Durable Goods Merchant Wholesalers	17,926
Fabricated Structural Metal Manufacturing	17,902
Audio and Video Equipment Manufacturing	17,730
Other Management Consulting Services	17,649
Computer Storage Device Manufacturing	17,437
Fruit and Vegetable Canning	17,382

Previous Industries	Transitions
Machine Shops	17,375
Other Scientific and Technical Consulting Services	17,139
Following Industries	Transitions
Pharmaceutical Preparation Manufacturing	463,455
Search, Detection, Navigation, Guidance, Aeronautical, and Nautical System and Instrument Manufacturing	210,965
Automobile and Light Duty Motor Vehicle Manufacturing	209,007
Surgical and Medical Instrument Manufacturing	203,761
Electronic Computer Manufacturing	187,934
Colleges, Universities, and Professional Schools	179,209
Semiconductor and Related Device Manufacturing	177,610
Aircraft Manufacturing	128,259
Computer Terminal and Other Computer Peripheral Equipment Manufacturing	127,147
Guided Missile and Space Vehicle Manufacturing	118,544
Analytical Laboratory Instrument Manufacturing	100,753
Other Motor Vehicle Parts Manufacturing	95,535
Medicinal and Botanical Manufacturing	87,432
Soft Drink Manufacturing	86,104
Software Publishers	82,986
Engineering Services	82,254
Surgical Appliance and Supplies Manufacturing	78,130
Custom Computer Programming Services	77,969
Biological Product (except Diagnostic) Manufacturing	76,471
Petroleum Refineries	74,209
All Other Miscellaneous Retailers	62,490

Following Industries	Transitions
All Other Miscellaneous Food Manufacturing	62,383
Aircraft Engine and Engine Parts Manufacturing	58,544
Computer Systems Design Services	57,743
All Other Professional, Scientific, and Technical Services	55,819
Footwear Manufacturing	53,687
Administrative Management and General Management Consulting Services	51,878
All Other Miscellaneous Electrical Equipment and Component Manufacturing	50,119
Commercial Banking	48,188
All Other Miscellaneous Manufacturing	46,240
Research and Development in the Physical, Engineering, and Life Sciences (except Nanotechnology and Biotechnology)	45,589
All Other Industrial Machinery Manufacturing	45,314
Plastics Material and Resin Manufacturing	45,179
Commercial Printing (except Screen and Books)	44,688
Paint and Coating Manufacturing	41,876
Commercial and Service Industry Machinery Manufacturing	41,773
Research and Development in Biotechnology (except Nanobiotechnology)	41,608
All Other Plastics Product Manufacturing	40,731
General Medical and Surgical Hospitals	40,192
Other Computer Related Services	38,959
Computing Infrastructure Providers, Data Processing, Web Hosting, and Related Services	38,039
Soap and Other Detergent Manufacturing	37,875
Cut and Sew Apparel Manufacturing (except Contractors)	37,330
Other Electronic Component Manufacturing	35,922

Following Industries	Transitions
Other Communications Equipment Manufacturing	35,577
Radio and Television Broadcasting and Wireless Communications Equipment Manufacturing	34,415
Web Search Portals and All Other Information Services	33,172
Full-Service Restaurants	32,967
Wholesale Trade Agents and Brokers	32,310
Employment Placement Agencies	31,090
Office Administrative Services	30,842
All Other Miscellaneous Chemical Product and Preparation Manufacturing	30,757
Relay and Industrial Control Manufacturing	30,578
Medical, Dental, and Hospital Equipment and Supplies Merchant Wholesalers	30,320
Electromedical and Electrotherapeutic Apparatus Manufacturing	30,144
Clothing and Clothing Accessories Retailers	30,137
Other Aircraft Parts and Auxiliary Equipment Manufacturing	29,967
All Other Basic Organic Chemical Manufacturing	28,603
Construction Machinery Manufacturing	27,668
Elementary and Secondary Schools	27,433
Offices of Physicians (except Mental Health Specialists)	27,367
Insurance Agencies and Brokerages	27,101
Offices of Real Estate Agents and Brokers	26,585
Farm Machinery and Equipment Manufacturing	26,584
National Security	26,358
Offices of Certified Public Accountants	26,192
Instruments and Related Products Manufacturing for Measuring, Displaying, and Controlling Industrial Process Variables	24,485

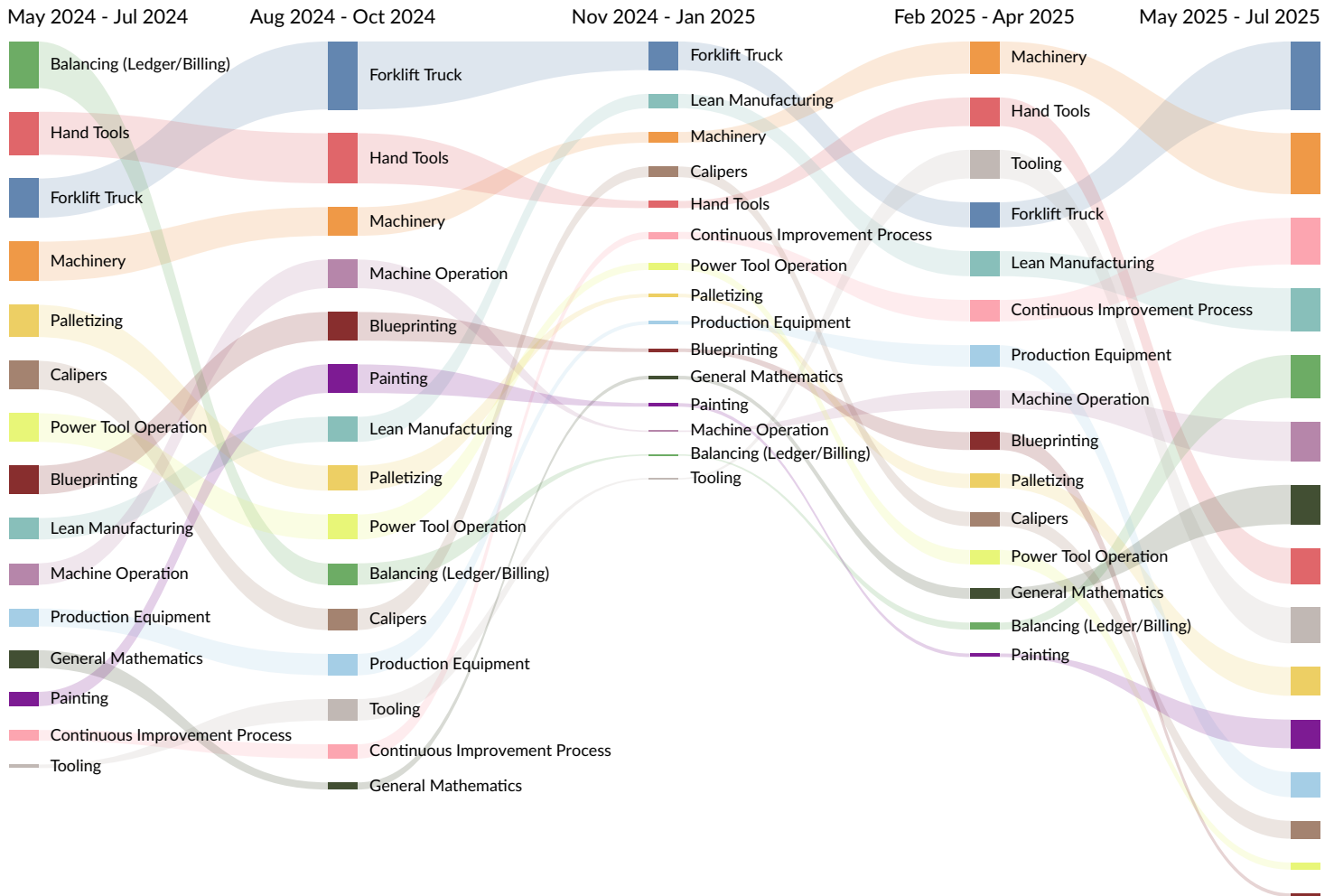
Following Industries	Transitions
Apparel Accessories and Other Apparel Manufacturing	24,196
Corrugated and Solid Fiber Box Manufacturing	24,132
Limited-Service Restaurants	23,351
Air-Conditioning and Warm Air Heating Equipment and Commercial and Industrial Refrigeration Equipment Manufacturing	20,975
Major Household Appliance Manufacturing	20,820
Toilet Preparation Manufacturing	20,551
Breweries	20,501
Motor Vehicle Electrical and Electronic Equipment Manufacturing	20,198
Plumbing, Heating, and Air-Conditioning Contractors	20,106
Power-Driven Handtool Manufacturing	19,689
Abrasive Product Manufacturing	19,549
Other Management Consulting Services	19,495
Other Engine Equipment Manufacturing	19,382
Electrical Contractors and Other Wiring Installation Contractors	18,882
Commercial and Institutional Building Construction	18,492
Fabricated Structural Metal Manufacturing	18,260
Marketing Consulting Services	18,015
Industrial Machinery and Equipment Merchant Wholesalers	17,682
Offices of Other Holding Companies	17,543
Audio and Video Equipment Manufacturing	17,209
Offices of Lawyers	17,202
Portfolio Management and Investment Advice	16,897
Chocolate and Confectionery Manufacturing from Cacao Beans	16,848

Following Industries	Transitions
Other Scientific and Technical Consulting Services	16,810
All Other Miscellaneous Fabricated Metal Product Manufacturing	16,732
Fruit and Vegetable Canning	16,580
Department Stores	16,488
Direct Health and Medical Insurance Carriers	16,468
Supermarkets and Other Grocery (except Convenience) Stores	16,450
Financial Transactions Processing, Reserve, and Clearinghouse Activities	16,286
Other Basic Inorganic Chemical Manufacturing	16,280
Other Miscellaneous Durable Goods Merchant Wholesalers	16,254
Computer Storage Device Manufacturing	16,202

What skills are they posting for?

Top 15 Skills for All Job Types Sought by Your Selected Companies by Quarter

Skills help us understand the direction an industry is headed.



Gross Regional Product (GRP)

\$286.7M

Earnings (2024)

\$206.5M

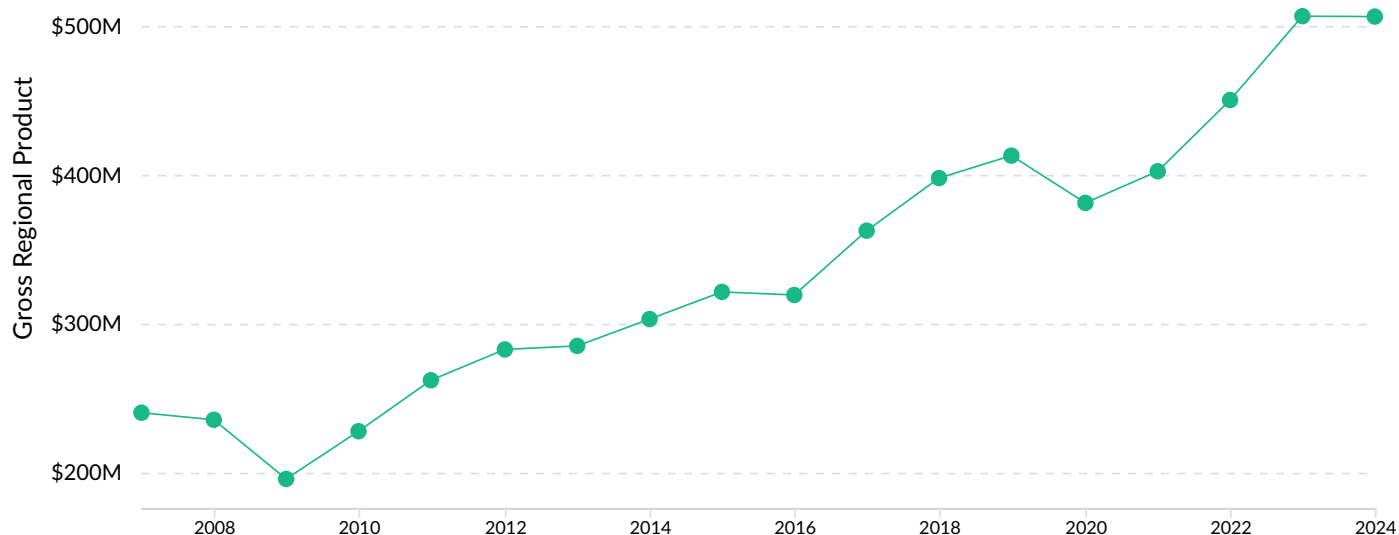
Property Income
(2024)

\$13.1M

Taxes (2024)

\$506.3M

Total GRP (2024)



Industry Requirements

Purchases from	In-region Purchases	Imported Purchases	Total Purchases
Animal Production	\$20,937,376	\$114,912,569	\$135,849,945
Iron and Steel Mills and Ferroalloy Manufacturing	\$145,822	\$44,524,264	\$44,670,086
Other Motor Vehicle Parts Manufacturing	\$25,597,860	\$1,664	\$25,599,524
Secondary Smelting and Alloying of Aluminum	\$0	\$24,431,616	\$24,431,616
Corporate, Subsidiary, and Regional Managing Offices	\$4,032,879	\$17,425,806	\$21,458,685